




Implemented by Food and Nutrition Security, Enhanced Resilience (FANSER)



Farmer Business School

Production system
Village Chickens,
Tomatoes, Soybean

Training notebook
and workbook

Zambia
(Eastern Province)

1st December 2020

Foreword

The Farmer Business School (FBS) approach has been developed for cocoa production systems in 2010 by GIZ/Sustainable Cocoa Business and local partners from Ghana, Nigeria, Côte d'Ivoire, Cameroun and Togo. Over 480,000 cocoa producers have been trained by local partners in these 5 countries with the support of the Federal Ministry of Economic Cooperation and Development of Germany (BMZ) and other donors such as Bill & Melinda Gates Foundation, World Cocoa Foundation, NIRSAL and the European Union.

Since 2012, other GIZ programs as well as public and private partners have adapted FBS to other export and food commodities. The total outreach in Africa is exceeding 1,400,000 smallholders in 22 African countries.

Inspired by these successes, the Food and Nutrition Security, Enhanced Resilience (FANSER) program in Zambia has adopted the FBS approach as part of its strategy. In addition to the market and business orientation, FBS builds on a nutrition sensitive approach to agriculture. The objective of the project is improved food and nutrition security for Zambian peoples affected by malnutrition that can be achieved in a sustainable and profitable way from local production. In Zambia, FANSER implements its activities in Eastern and Luapula provinces in cooperation with Ministry of Agriculture and Food Security and other stakeholders.

The present training notebook is an adaptation of the FBS this curriculum to livestock (poultry) productions systems in Zambia. The adaptation work has been done in partnership with the Agribusiness Facility for Africa (ABF) and Food and Nutrition Security, Enhanced Resilience (FANSER) program with reference to the FBS version implemented in Namibia and Nigeria.

The training shall contribute to achieve the following objectives:

- Productivity and quality increases of smallholder agriculture;
- Production diversification of smallholdings;
- Improved household nutrition especially among the rural communities
- Improved incomes and living conditions of smallholders and their families and
- Professionalizing producers and their organizations.

The present training notebook is an adaptation of this curriculum to livestock(poultry) systems in Zambia. The adaptation work has been done in partnership with the programmes Agribusiness Facility for Africa (ABF) and Food and Nutrition Security, Enhanced Resilience (FANSER) program.

Only FBS-Trainers that underwent a special qualification program including classroom and learning trainings with farmers deliver the training in line with the principles of adult and discovery learning and the quality standards of FBS.

At the end of the training

Ask for your FBS participation certificate with serial number and signature of your trainer



1. Farmer Business School: the training	5
Module 1 Farming is a business	6
Module 2 Know the units to know your assets	9
Module 3 Manage your farm for more and better food	12
Module 4 Money-Out, Money-In: Know whether you are doing successful business	22
Module 5 Money-Out, Money-In: Money spent to buy inputs	22
Module 6 Improve your farm enterprise for more income throughout the year	51
Module 7 Manage your money throughout the year	56
Module 8 How to get good financial services	64
Module 9 Earning more Money by Investing in Good Quality Seed.....	71
Module 10 Benefits from membership in farmer organizations	74
Module 11 More money with Good Agricultural Practices (GAP)	78
Module 12 Becoming an entrepreneur in Practice	80






ABC of the Agricultural Business Community

A	Agriculture Asset
B	Business Bank
C	Credit Calculate
D	Diversification Debt
E	Enterprise Equipment
F	Farm Food
G	Gain Gross margin
H	Harvest Hectare
I	Income Investment
J	Job
K	Kilogram Kilocalorie
L	Loss Labour
M	Management Market

N	Nutrition Negotiation
O	Organization Owner
P	Plan Profit Productivity
Q	Quality Quantity
R	Record keeping Rice
S	Savings School fees
T	Ton Trial
U	Unit Union of producers
V	Value Variable cost
W	Work Warrantage
X	EXport crop EXpenditure
Y	Yield
Z	Zero Zone

1. Farmer Business School: the training

Farmer Business School What is it about?







What are the advantages?

The skills learned at the Farmer Business School will allow you to become a better entrepreneur who:






- Takes advantage of improved technologies and market opportunities to increase income
- Plans and adapts his production to assure food security for the family
- Targets decisions and investments in planting of sorghum.
- Leads professional negotiations with buyers, input suppliers, credit institutions and landowners.
- Manages financial means and credit.

Module 1 Farming is a business

What examples of businesses do you know?

Examples of businesses	Start and end of activities	Capital Needs	Money Entries
Construction business 	One can start when one has a contract with a client One must respect the conditions of the client One construction site follows the next	One needs capital for the machines, the materials and the employees	Gives income when the construction is completed
Trading 	One can start and stop commerce at any time.	One needs capital to buy merchandise and to pay employees	Gives income all year long
Processing of agricultural products Groundnut and Sesame butter 	One can start the processing at any time if one has the equipment and primary materials One stops the processing when the primary material is no longer available.	One needs capital to buy raw material and equipment	Gives income all year long as long as you have raw material
Agriculture My farm is my business 	One needs to start the agricultural work at the beginning of the season	One needs capital for tools, equipment, inputs and paid workers	Gives income once a year Money is spent every day (« and is not even calculated »)

What do you need and use to produce (collect examples)?

Inputs	Tools and equipment	Labour	Money	Land
				
Seeds Insecticide Fungicide	Machete, hoe Sprayer Drying slaps and racks	Family work force Paid workers, communal labour	Own money Credit	Own Land Rented Land

Main Lesson:

The agricultural entrepreneur (man or woman) plans and organizes him/herself to have inputs, tools, labour and money necessary for the production ready at the right time.

What does one need to know about the market to do good business?

The market for agricultural produce	The market for inputs and equipment
<ul style="list-style-type: none">● The location of the market● Who needs the product and wants to buy it?● The quality of product that is demanded by the market● The price of the product compared to other markets	<ul style="list-style-type: none">● The locations of sale● Who sells the inputs and equipment?● The quality of the inputs and equipment● The price of sale of the inputs and equipment

How does the price of agriculture products change?

<p>The prices of agriculture products change according to the <u>season of the year</u></p> <ul style="list-style-type: none">● At times of abundance, the prices are lowest.● Prices are highest at times of scarcity for example during the dry season.	<p>The prices of agricultural products change <u>between years</u>.</p> <ul style="list-style-type: none">● The price of a product that is needed by more and more people will rise from one year to the next.● The price of a product that is produced in greater abundance will fall from one year to the next.
--	--








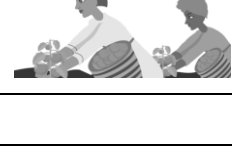
Main Lesson

To do successful business, the agricultural entrepreneur (man or woman) informs him/herself on the prices of inputs and products at different markets at different moments.

This allows the farmer to plan production and to make decisions on the purchase of inputs and the sale of produce.

Module 1-Agricultural Calendar to plan the production of Tomatoes

The times of work...
 of the main season are shown by a square ■
 of the off-season are shown by a circle ●

The tasks of the entrepreneur	JAN	FEB	MAR	APR	MAY	JUN	JUL	AUG	SEP	OCT	NOV	DEC
 Prepare the field/Nursery												
 Making basins or ripping the field												
 Purchase seeds												
 Planting in main field												
 Specified Fertilizer application												
 Weeding												
 Staking of tomato plants												
 Harvest and marketing												

Main Lesson

For a good yield, the agricultural entrepreneur (man or woman) plans to do the necessary work in the field and apply the inputs at the right time.

Module 2 Know the units to know your assets

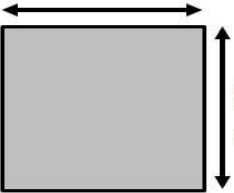

Measure and calculate the surface of a field

The size or surface area of a field is measured in meters squared or hectares.

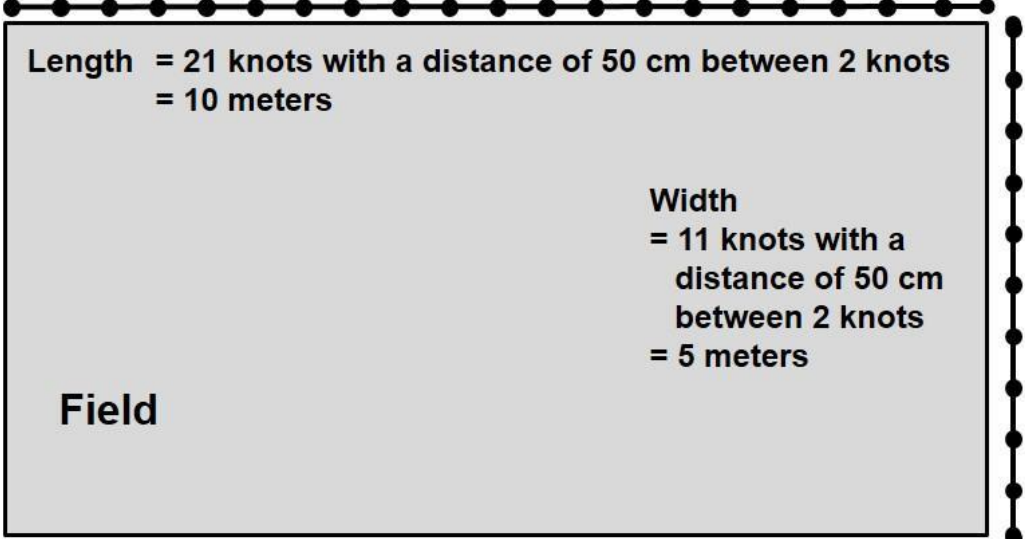
1 hectare(ha) is 10,000 meters squared (m^2)

1 lima is 0,25 hectare (ha) which is 2,500 meters squared (m^2).

Measuring surface area with the measuring tape

<p>Side = 80 m</p>  <p>Side = 80 m</p> <p>Surface Area calculation = 80m x 80m = 6,400 square meters (m^2) = 0.64 ha</p>	<p>Length = 120 m</p>  <p>Width = 80 m</p> <p>Surface Area calculation = 80m x 120m = 9,600 square meters (m^2) = 0.96 ha</p>
--	--


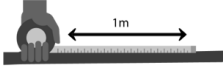


Measuring area using a cord with knots



Length = 21 knots with a distance of 50 cm between 2 knots
= 10 meters

Width
= 11 knots with a distance of 50 cm between 2 knots
= 5 meters

Field


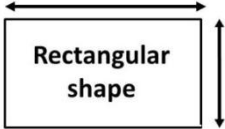





	Method	Length	x	Width	=	Surface Size	Difference/ Measuring tape	Rank
Group 1	Estimation by steps 		x		=			
	Measuring tape in meters 		x		=			
Group 2	Estimation by steps 		x		=			
	Cord with knots 		x		=			

Exercise

Main Lessons

1. Measures of the size of field by using walking-steps are not always accurate.
2. The agricultural entrepreneur (man or woman) who
 1. Underestimating field size risks using too little fertilizer and too little seeds. This can lead to reduced yields.
 2. Overestimating field size risks using too much fertilizer and to plant too close together. This can lead to reduced yields and unnecessary spending.
3. Accurate knowledge of the size of the farm is important to plan production, to correctly apply inputs, and to correctly space plants and seeds.
4. The agricultural entrepreneur (man or woman) measures his fields with a measuring tape, a cord with knots or a measure band.
5. A field in the shape of a rectangle or square is easy to measure. On such a field it is easier to sow or plant in lines respecting the correct spacing distances.

Standard Measures and Units

Distance	Kilometre (km): 1 km is 1,000 meters (m):
Length or width of a field 	Meter (m): 1 m is 100 centimetres (cm).
Surface Area 	Meter squared (m²) Hectare (ha): 1 ha is 10,000 m² 1 Acre: 4,000 m² (e.g. 50m x 80m, or 40m x 100m) 1 Hectare: 2.5 acres 1 Lima: 2,500 m² (e.g. 50m x 50m, or 25m x 100m) 1 Hectare: 4 Lima
Yield per Unit Area 	Yield per hectare = Yield per 2.5 acres or Yield per 4 Lima e.g. 2,400kg/ha of soya: 600kg/Lima of soya
Volume 	Litres (l) Millilitre (ml) Litre (l): 1 l (litre) = 1,000 ml (millilitres)
Weight 	Grams (g) Kilograms (kg): 1 kg is 1,000 g Ton (T): 1 Ton is 1,000 kg
Time 	Minutes (min) Hour (h)= 1 hour has 60 minutes Day (D) = 1 day has 24 hours
Agricultural work 	Man-day (MD): The work of an adult man in one day. Example: Work on one hectare requires 10 Man-days. (10 MD / ha). The work can be done by 1 adult person in 10 days or 10 adult persons in 1 day. It is important to specify the number of hours in a work day.

Main Lessons

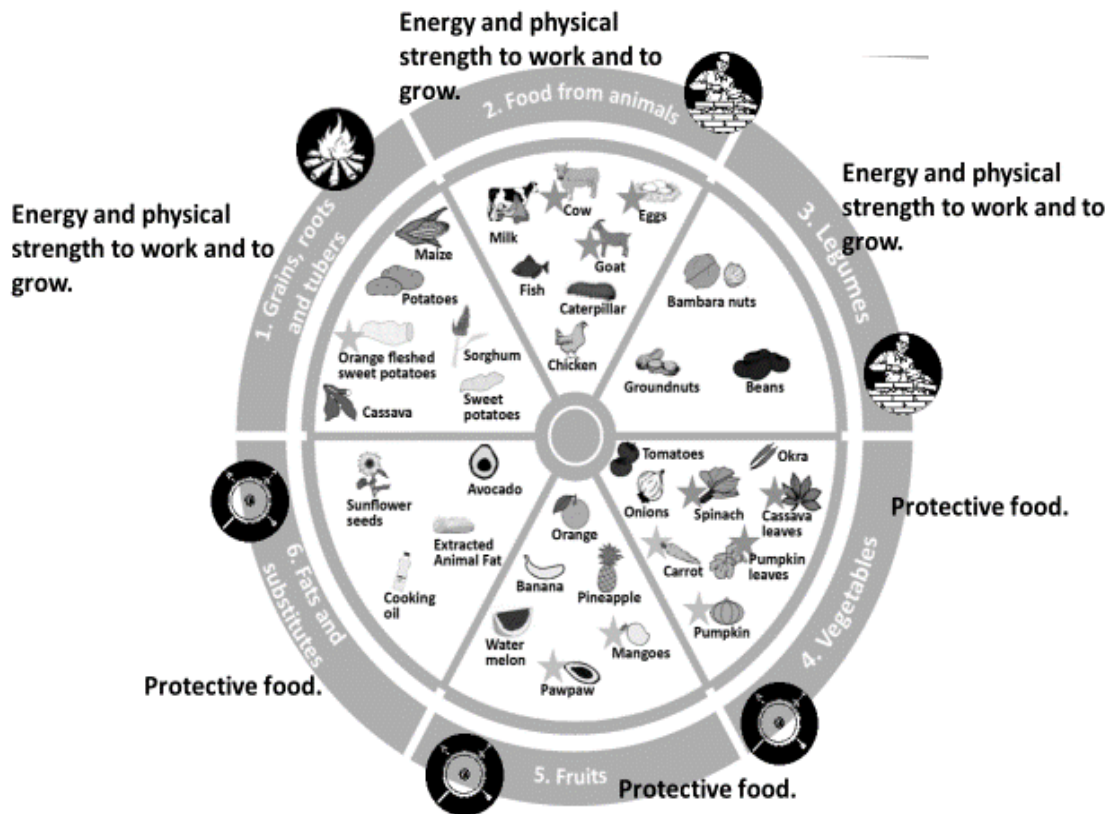
Units and measures are important for the agricultural entrepreneur (man or woman). They are necessary ...

- To know precisely your assets, your land and labour.
- To correctly plan production and the quantities of inputs that need to be purchased in time
- To apply correct amounts of Agro-inputs such as seeds, fertiliser, chemicals
- To know the quantity harvested
- To correctly evaluate losses or profits
- To better sell your products.

Measures and units are essential to do good business in agriculture.

Module 3 Manage your farm for more and better food

Making money with agriculture is good, but the farm needs to provide also enough diversified and good food for your family. For this reason, we want to tackle this issue and look at the six (6) food groups promoted in the FANSER project.







































Source: adapted from FANSER project













Main lesson

The agricultural entrepreneur (man or woman) knows that each type of food is necessary for a good and balanced nutrition of his/her family.

The six (6) Food groups and their content in energy, protein and fat

Food Group	Food	Energy kcal per kg	Fat Grams per kg	Protein Grams per kg	Iron Grams per kg	Vitamin A Grams per kg	
Grains, roots and tuber	 Rice	3,610	10	65			
	 White Maize	3,530	38	93	25	90	
	 Sorghum	3,450	32	107	30	0	
	 Cassava roots	1,490	2	12	10	0	
	 Sweet potato (pale)	1,050	17	3	0	300	
	 Potato	930	0	30	7	0	
Legumes	 Groundnut	5,670	450	258	25	0	
	 Beans	3,330	8	226	4	0	
	 Soybeans	1,700	70	155	70	0	

		Cowpeas	870	5	49	50	60	
Food Group	Food		Energy kcal per kg	Fat Grams per kg	Protein Grams per kg	Iron Grams per kg	Vitamin A Grams per kg	
Food from animals		Fish (dried)	2,550	470	74	60	0	
		Meat	1,610	79	195	25	0	
		Eggs	1,580	112	120	28	3000	
		Village chicken	1,020	7	23	15	0	
Fruits		Bananas	930	1.8	11.5	5	30	
		Oranges	470	2	10	5	90	
		Fruits	450	2	9	-	-	
		Watermelons	390	2	6	5	1770	

Vegetables		Amaranthus	3,850	65	14.5	267	1460	
		Vegetables	300	2	10	-	-	
	Food		Energy kcal per kg	Fat Grams per kg	Protein Grams per kg	Iron Grams per kg	Vitamin A Grams per kg	
		Okra	290	2	21	12	360	
		Spinach	230	4	29	27	4690	
Fats and substitutes		Cooking oil	8,840	1,500	26	0	0	
		Sunflower seeds	5,980	500	240	24	70	

Adapted from FANSER and FAO 2004, *Family Nutrition Guide*; www.fao.org/3/a0218e/a0218e15.htm

Explanation: The kilocalorie (Kcal or 1000 calories) is a measure for the energy of a food. The number of kilocalories of one kg of a given food shows you whether the food is rich or poor in energy.

Main lesson

The agricultural entrepreneur (man or woman) knows that the different types of food need to be combined to ensure a good nutrition of his/her family.

Why do we need micro-nutrients?



Nutritional Needs


Eat Healthy. Eat Diverse. Eat Different.



EAT HEALTHY
EAT DIVERSE
EAT DIFFERENT
FOOD GROUPS


Vitamin A

Vitamin A is needed for all people to have a good vision, especially in dim light, a strong immune system, a healthy skin and for reproduction.



Proteins

Proteins are building blocks for all parts of the body: they help mending us when we are hurt, protect us from disease, they grow and repair our muscles, skin and hair.



Iron

Iron is a mineral needed for blood and good health of all people, but pregnant women, children and infants need extra iron because as the baby or children grow, their blood supplies also grow!



Published by
giz
Deutsche Gesellschaft für Internationale Zusammenarbeit (GIZ) GmbH


In cooperation with
OCRS
OCCASION FOR RESULTS

Better Eyesight
 Support growth process
 Strong bones
 Muscle growths and regeneration
 Better skin (zeits)
 Supports cell regeneration
 Supports blood generation and regeneration

FANSER



How much energy and protein do we need per day?



Main Lessons

The agricultural entrepreneur (man or woman) knows that the members of his family have different needs of food.









Very good food for pregnant and breastfeeding women ensures good health and growth of new children.











From the 7th month onward children need good quality meals (without spices!) and breast feeding for good health and growth.








Children of a certain age need almost as much food as adult persons.

Nutritional calendar: How do you cover the food needs of your family?

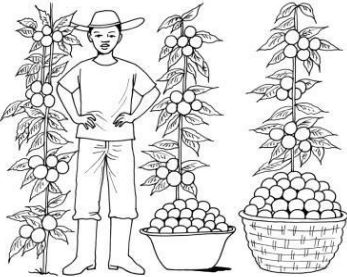


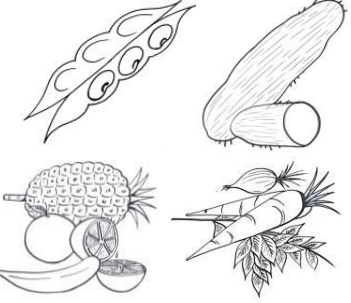










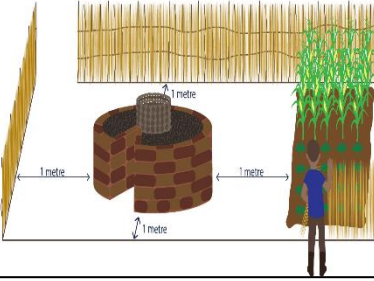



- Mark a square □ if the product is sold
- Mark a triangle △ in the months you need to buy the product
- Mark a circle ○ if the product is eaten
- Indicate by a line _____ how long the product is available from own production
- What are the months of high prices and the months of low prices for a food item?

Food Group	Food	Sell 	Eat 	JAN	FEB	MA R	AP R	MA Y	JU N	JUL	AU G	SEP	OC T	NO V	DE C	
				Grains, roots and tuber	 Sorghum											
 Potato																
 Fresh cassava																
 Pumpkin																
 Orange Fresh Sweet Potato																
 Rice																

		Maize																
Legumes		Soybean																
		Groundnut																
		Cowpeas																
		Beans																
	Foods from Animals		Village Chicken															
		Goat																
		Fish																
		Eggs																
Fruits		Oranges																


		Bananas																
		Watermelons																
Vegetables		Spinach																
		Okra																
		Amaranthus																
Fats and substitutes		Sunflower seeds																
		Cooking oil																

How to have more and better food?

<h2>Improving yields</h2>		<h2>Diversify cropping</h2> <p>(inclusion of cowpeas for nutrition)</p>	<h2>Associate crops</h2> <p>(Inter cropping or mixed cropping)</p>													
<h3>Improved varieties</h3> 	<h3>Precise Fertilization</h3> 	<h3>Mulching to conserve water</h3> <p>(principles of conservation agriculture)</p> 														
<h3>Reduce losses in storage</h3> 	<h3>Manage money to buy food</h3> <table border="1" data-bbox="595 928 869 1232"> <thead> <tr> <th></th> <th>Mar</th> <th>Avril</th> </tr> </thead> <tbody> <tr> <td></td> <td></td> <td></td> </tr> <tr> <td></td> <td></td> <td></td> </tr> <tr> <td></td> <td></td> <td></td> </tr> </tbody> </table>		Mar	Avril										<h3>Raise animals</h3> 	<h3>Prepare food well</h3> <p>(Use of clean water and hygiene)</p> 	<h3>Construction of Keyhole garden for diversify nutritious vegetables</h3> 
	Mar	Avril														
																
																
																

Source: adapted from FAO 2004. Family Nutrition Guide

Module 4 Money-Out, Money-In: Know whether you are doing successful business



Here we will see how to determine if business was good or bad. We will calculate the “money in” and “money out” from different produce.

But before we start, let’s learn how to use a calculator

<p>What is a Calculator?</p> <p>A calculator is a tool you can use to do addition, subtraction, multiplication and division</p> <p>To put on the calculator Press the ON/AC</p> <p>To clear a wrong number Press C – CE</p> <p>To start a new calculation Press the ON/AC to clear</p>	
--	--

Addition (plus)


<p>Example: $5 + 9 = 14$</p>	<p>Type</p>	
<p>Example: $10 + 20 = 30$</p>	<p>Type</p>	

Subtraction (take away)

Example:

$9 - 4 = 5$

Type




A digital calculator interface showing the subtraction of 4 from 9. The display shows '9', a minus sign, '4', an equals sign, and the result '5'. Hand icons are positioned above each digit and symbol.

Example:

$100 - 20 = 80$

Type



A digital calculator interface showing the subtraction of 20 from 100. The display shows '100', a minus sign, '20', an equals sign, and the result '80'. Hand icons are positioned above each digit and symbol.

Example:

$-20 - 29 = -49$

Type



A digital calculator interface showing the subtraction of 29 from -20. The display shows a plus sign, '20', a minus sign, '29', an equals sign, and the result '-49'. Hand icons are positioned above each digit and symbol.

Multiplication (times)

Example:

$25 \times 12 = 300$

Type



A digital calculator interface showing the multiplication of 25 by 12. The display shows '25', a multiplication sign, '12', an equals sign, and the result '300'. Hand icons are positioned above each digit and symbol.

Example:

$22 \times 27 = 594$

Type



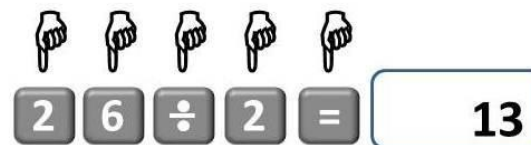
A digital calculator interface showing the multiplication of 22 by 27. The display shows '22', a multiplication sign, '27', an equals sign, and the result '594'. Hand icons are positioned above each digit and symbol.

Division (divide)

Example:

$26 / 2 = 13$

Type




A digital calculator interface showing the division of 26 by 2. The display shows '26', a division sign, '2', an equals sign, and the result '13'. Hand icons are positioned above each digit and symbol.

Example:

$123 / 3 = 41$

Type



A digital calculator interface showing the division of 123 by 3. The display shows '123', a division sign, '3', an equals sign, and the result '41'. Hand icons are positioned above each digit and symbol.

Here are some examples. Try to get the same result.

Addition (plus)

$$100 + 250 = 350$$

$$124 + 24 + 52 = 200$$

$$1035 + 465 + 120 = 1620$$

Subtraction (take away)

$$33 - 13 = 20$$

$$175 - 35 = 140$$

$$1243 - 12 = 1231$$

Multiplication (times)

$$33 \times 3 = 99$$

$$75 \times 5 = 375$$

$$12 \times 12 = 144$$

Division (divide)

$$200 / 4 = 50$$

$$350 / 7 = 50$$

$$1100 / 8 = 137,5$$


Steps for Gross Margin Calculation : Money Out, Money In

1. Money Out – This is money spend to buy Inputs











- Multiply the quantity with the price in each line.
- Sum the money spent ("Money-Out") on inputs and labour


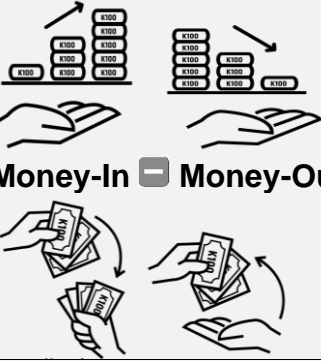
2. Money In – This is money coming in from sale of crops













Multiply the yield by the price of sale ("Money-In")
Subtract the sum of "Money-Out" from the "Money-In"
Determine if there was a profit or a loss







Exercise Sheet 1: Money Out -Money In; Village Chicken – Current production

100 local breed birds, with 56% mortality experienced (1 batch/year)	Unit	Quantity	Price (ZMW)	Total (ZMW)
1. Money-Out				
				
Inputs and services				
Chicks	Each	100 <input type="text" value="x"/>	15 <input type="text" value="="/>	
Maize Bran 	50kg bag	4 <input type="text" value="x"/>	50 <input type="text" value="="/>	
Transport to Market 	trip	1 <input type="text" value="x"/>	30 <input type="text" value="="/>	
Total cost of inputs and services				
Labour				
				
Placement of chicks 	MD	0.25 <input type="text" value="x"/>	25 <input type="text" value="="/>	
Collection of bedding and litter management 	MD	2 <input type="text" value="x"/>	25 <input type="text" value="="/>	
Hygiene & cleaning management 	MD	2 <input type="text" value="x"/>	25 <input type="text" value="="/>	
Care and feed supplement	MD	21 <input type="text" value="x"/>	25 <input type="text" value="="/>	
Marketing/Selling 	MD	2 <input type="text" value="x"/>	25 <input type="text" value="="/>	
Total labour needs and costs	MD	27.25	ZMW	

Total costs (Costs of inputs and services + costs of labour)		ZMW	
2. Money-In			
			
Production (Poultry) x Price of Sale	kg	44 x	35 =
By-Product (1) Eggs x Price of sale	Each	440 x	1.5 =
By-Product (2) Manure x price of sale	kg	200 x	5 =
Total money-in (ZMW)			
3. Profit or loss?			
			
Money-In = Money-Out		☺ or ☹	
4. Unit cost (Total money out/Production)		ZMW/Chicken	

Exercise Sheet 2: Money Out-Money In; Soya beans - non-improved










0.25 ha of Soya: local variety without Inoculant /manure	Unit	Quantity	Price (ZMW)	Total (ZMW)
1. Money-Out				
				
Inputs and services				
Land Preparation-conventional ploughing 	Lima	1 <input type="text" value="x"/>	150 <input type="text" value="="/>	
Seed -recycled 	50 Kg	1 <input type="text" value="x"/>	200 <input type="text" value="="/>	
Empty grain bags 	50 kg	4 <input type="text" value="x"/>	3.5 <input type="text" value="="/>	
Transport from field 	Trip	2 <input type="text" value="x"/>	15 <input type="text" value="="/>	
Transport to market 	Bag	4 <input type="text" value="x"/>	5 <input type="text" value="="/>	
Total costs of inputs and services				
Labour				
				
Planting 	MD	2 <input type="text" value="x"/>	25 <input type="text" value="="/>	
Thinning and gap filling 	MD	2 <input type="text" value="x"/>	25 <input type="text" value="="/>	
Ridging 	MD	4 <input type="text" value="x"/>	25 <input type="text" value="="/>	

Weeding 		MD	5 <input type="text" value="x"/>	25 <input "="" type="text" value="="/>	
Harvesting 		MD	2 <input type="text" value="x"/>	25 <input "="" type="text" value="="/>	
Threshing & packing 		MD	2 <input type="text" value="x"/>	25 <input "="" type="text" value="="/>	
Marketing 		MD	1 <input type="text" value="x"/>	25 <input "="" type="text" value="="/>	
Total labour needs and costs		MD	17	ZMW	
Total costs (Costs of inputs and services <input type="text" value="+"/> costs of labour)				ZMW	
2. Money-In 					
Soya Yield x Price of Sale		Kg	175 <input type="text" value="x"/>	4.5 <input "="" type="text" value="="/>	
3. Profit or loss? Money-In <input type="text" value="-"/> Money-Out 					
4. Unit cost (Total money out/Production)				ZMW/Kg	










Exercise Sheet 3: Money Out-Money In: Tomato (Non-improved)





0.25 ha of Tomato <u>local variety, no fertiliser</u>	Unit	Quantity	Price (ZMW)	Total (ZMW)
1. Money-Out				
Inputs and services				
Seed 	25g	1 <input type="text" value="x"/>	30 <input type="text" value="="/>	
Insecticide 	100mls	1 <input type="text" value="x"/>	30 <input type="text" value="="/>	
Fungicide-Barrier 	100mls	1 <input type="text" value="x"/>	50 <input type="text" value="="/>	
Manure 	50kg bag	5 <input type="text" value="x"/>	10 <input type="text" value="="/>	
Transport-field to home 	Box (10kg)	52 <input type="text" value="x"/>	2 <input type="text" value="="/>	
Transport to market 	Box (10kg)	52 <input type="text" value="x"/>	5 <input type="text" value="="/>	
Total costs of inputs and services				
Labour				
Land preparation(Nursery) 	MD	1 <input type="text" value="x"/>	25 <input type="text" value="="/>	
Land Preparation(main field) 	MD	3 <input type="text" value="x"/>	25 <input type="text" value="="/>	
Manure application 	MD	1 <input type="text" value="x"/>	25 <input type="text" value="="/>	










Transplanting from nursery 		MD	3 <input type="text" value="x"/>	25 <input type="text" value="="/>	
Weeding & re-ridging (x2) 		MD	4 <input type="text" value="x"/>	25 <input type="text" value="="/>	
Staking 		MD	6 <input type="text" value="x"/>	25 <input type="text" value="="/>	
Insecticide & fungicide application 		MD	6 <input type="text" value="x"/>	25 <input type="text" value="="/>	
Watering (main field) 		MD	80 <input type="text" value="x"/>	25 <input type="text" value="="/>	
Harvesting 		MD	3 <input type="text" value="x"/>	25 <input type="text" value="="/>	
Marketing 		MD	4 <input type="text" value="x"/>	25 <input type="text" value="="/>	
Total labour needs and costs		MD	110	ZMW	
Total costs (Costs of inputs and services <input type="text" value="+"/> costs of labour)				ZMW	
2. Money-In					
					
Tomato Yield x Price of Sale		Kg	520 <input type="text" value="x"/>	7 <input type="text" value="="/>	
3. Profit or loss?					
Money-In <input type="text" value="-"/> Money-Out					
					
☺ or ☹					
4. Unit cost (Total money out/Production				ZMW/kg	







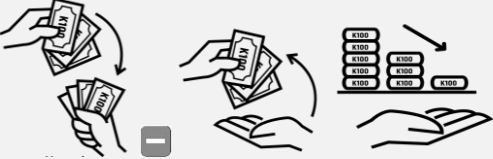
Module 4 – Solution: Exercise 1: Village Chicken

100 local breed birds, with 56% mortality experienced (1 batch/year)	Unit	Quantity	Price (ZMW)	Total (ZMW)
1. Money-Out				
				
Inputs and services				
Chicks 	Each	100 <input type="text" value="x"/>	15 <input type="text" value="="/>	1,500
Maize Bran 	50kg bag	4 <input type="text" value="x"/>	50 <input type="text" value="="/>	200
Transport to Market 	trip	1 <input type="text" value="x"/>	30 <input type="text" value="="/>	30
Total cost of inputs and services				1,730
Labour				
				
Placement of chicks 	MD	0.25 <input type="text" value="x"/>	25 <input type="text" value="="/>	6.25
Collection of bedding and litter management 	MD	2 <input type="text" value="x"/>	25 <input type="text" value="="/>	50
Hygiene & cleaning management 	MD	2 <input type="text" value="x"/>	25 <input type="text" value="="/>	50
Care and feed supplement	MD	21 <input type="text" value="x"/>	25 <input type="text" value="="/>	525
Marketing/Selling 	MD	2 <input type="text" value="x"/>	25 <input type="text" value="="/>	50












Total labour needs and costs	MD	27.25	ZMW	681.25
Total costs (Costs of inputs and services + costs of labour)			ZMW	2,411.25
2. Money-In				
				
Production(Poultry) x Price of Sale	kg	44 x	35 =	1,540
By-Product(1) Eggs x Price of sale	Each	440 x	1.5 =	660
By-Product(2)Manure x price of sale	kg	200 x	5 =	1,000
Total money-in (ZMW)				3,200
3. Profit or loss?				
Money-In - Money-Out				
				
				788.75
5. Unit cost (Total money out/Production – No of Chickens)			ZMW/Chicken	54











Module 4 –Solution Exercise 2 : Soyabeans (Current practice)

0.25ha of Soya: local variety without Inoculant /manure	Unit	Quantity	Price (ZMW)	Total (ZMW)
1. Money-Out				
				
Inputs and services				
Land Preparation-conventional ploughing 	Lima	1 <input type="text" value="x"/>	150 <input type="text" value="="/>	150
Seed -recycled 	50Kg	1 <input type="text" value="x"/>	200 <input type="text" value="="/>	200
Empty grain bags 	50kg	4 <input type="text" value="x"/>	3.5 <input type="text" value="="/>	14
Transport from field 	Trip	2 <input type="text" value="x"/>	15 <input type="text" value="="/>	30
Transport to market 	Bag	3.5 <input type="text" value="x"/>	5 <input type="text" value="="/>	17.5
Total costs of inputs and services				411.5
Labour				
				
Planting 	MD	2 <input type="text" value="x"/>	25 <input type="text" value="="/>	50
Thinning and gap filling 	MD	2 <input type="text" value="x"/>	25 <input type="text" value="="/>	50
Ridging	MD	4 <input type="text" value="x"/>	25 <input type="text" value="="/>	100

					
Weeding 		MD	5 <input type="text" value="x"/>	25 <input type="text" value="="/>	125
Harvesting 		MD	1.5 <input type="text" value="x"/>	25 <input type="text" value="="/>	37.5
Threshing & packing 		MD	1.5 <input type="text" value="x"/>	25 <input type="text" value="="/>	37.5
Marketing 		MD	1 <input type="text" value="x"/>	25 <input type="text" value="="/>	25
Total labour needs and costs		MD	17	ZMW	425
Total costs (Costs of inputs and services <input type="text" value="+"/> costs of labour)				ZMW	836.5
2. Money-In					
					
Soya Yield x Price of Sale		Kg	175 <input type="text" value="x"/>	4.5 <input type="text" value="="/>	787.5
3. Profit or loss?					
Money-In <input type="text" value="-"/> Money-Out					
			☺ or ☹		-49
4. Unit cost	(Total money out/Production)			ZMW/Kg	4.78





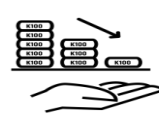
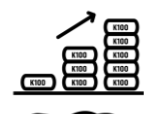



Module 4 –Solution Exercise 3 : Tomato (Current Practice)

0.25 ha of Tomato <u>local variety, no fertiliser</u>	Unit	Quantity	Price (ZMW)	Total (ZMW)
1. Money-Out				
				
Inputs and services				
Seed 	25g	1 <input type="text" value="x"/>	30 <input type="text" value="="/>	30
Insecticide 	100mls	1 <input type="text" value="x"/>	30 <input type="text" value="="/>	30
Fungicide-Barrier 	100mls	1 <input type="text" value="x"/>	50 <input type="text" value="="/>	50
Manure 	50kg bag	5 <input type="text" value="x"/>	10 <input type="text" value="="/>	50
Transport-field to home 	Box(10kg)	52 <input type="text" value="x"/>	2 <input type="text" value="="/>	104
Transport to market 	Box(10kg)	52 <input type="text" value="x"/>	5 <input type="text" value="="/>	260
Total costs of inputs and services				524
Labour				
				
Land preparation (Nursery) 	MD	1 <input type="text" value="x"/>	25 <input type="text" value="="/>	25
Land Preparation (main field) 	MD	3 <input type="text" value="x"/>	25 <input type="text" value="="/>	75
Manure application 	MD	1 <input type="text" value="x"/>	25 <input type="text" value="="/>	25

Transplanting from nursery 		MD	3 <input type="text" value="x"/>	25 <input type="text" value="="/>	75
Weeding & re-ridging (x2) 		MD	4 <input type="text" value="x"/>	25 <input type="text" value="="/>	100
staking 		MD	6 <input type="text" value="x"/>	25 <input type="text" value="="/>	150
Insecticide & fungicide application 		MD	5 <input type="text" value="x"/>	25 <input type="text" value="="/>	125
Watering (main field) 		MD	80 <input type="text" value="x"/>	25 <input type="text" value="="/>	2,000
Harvesting 		MD	3 <input type="text" value="x"/>	25 <input type="text" value="="/>	75
Marketing 		MD	4 <input type="text" value="x"/>	25 <input type="text" value="="/>	100
Total labour needs and costs		MD	110	ZMW	2,750
Total costs (Costs of inputs and services <input type="text" value="+"/> costs of labour)				ZMW	3,274
2. Money-In 					
Tomato Yield x Price of Sale		Kg	520 <input type="text" value="x"/>	7 <input type="text" value="="/>	3,640
3. Profit or loss? Money-In <input type="text" value="-"/> Money-Out  ☺ or ☹					366
4. Unit cost (Total money out/Production				ZMW/kg	6.30

Comparing of Profits from current production systems

Please tell what is good and what bad business is and indicate reasons.

		 100 Birds/Chickens	 0.25 ha Soya	 0.25 ha Tomatoes
No. of animals/Yield	No. animals/Kg	44	175	520
1. Money-Out	ZMW/0.25ha/Cycle	2,411	837	3,274
2. Money-In	ZMW/0.25ha/Cycle	3,200	788	3,640
3. Profit or Loss?	ZMW/0.25ha/Cycle	789 	-49 	366 
				
		Good Business	Bad Business	Fairly good Business

Main Lessons

- To know if you are doing successful business with a crop, you need to know the “Money-In” and “Money-Out” with precision.
- The agricultural entrepreneur (man or woman) tracks the inputs and labour used in a field, and calculates the “Money-In” and “Money-Out”
- From the “Money-In” the entrepreneur subtracts the “Money-Out”. The result tells him if he made profit or loss.
- The agricultural entrepreneur (man or woman) makes a **profit**, if the “Money-In” is greater than the “Money-Out”. In that case he/she does **good business**.
- The agricultural entrepreneur (man or woman) makes a **loss**, if the “Money-Out” is greater than the “Money-In.” In that case he/she does **bad business**.
- You recognize a loss with the minus dash in front of the number: -
- The good agricultural entrepreneur will abandon this crop or use a better technique to make a profit.

8. To make sure that he/she will make a profit, the agricultural entrepreneur calculates “Money-In” and “Money-Out” before production.

Module 5: Decisions for doing Good business – Improved practices

In this section we will see the possible improvements and how to make good decisions. We will use our results and do the same calculations for improved techniques. The calculations are explained on page 34.

Some of the improvements made to the current practices in order to improve productivity and quality of the products are tabulated below:

Village Chicken

- Use of improved breed of the chickens that grow faster (4 months)
- Food supplement i.e Maize bran, sunflower cake, minerals
- Provision of clean and safe drinking water from protected sources
- Strict adherence to vaccination regimes
- Provision of Clean poultry shelter to protect the chickens from diseases and predators











Soya









- Crop rotation
- Use of tested, certified improved seed from known agro-shops
- Use of inoculant
- Use of recommended spacing & seed rates
- Application of conservation techniques i.e early and proper land preparation(ripping), early weeding by use of herbicides
- Scouting for pests & diseases, and application of appropriate pesticides where and when necessary

Tomatoes

- Crop rotation
- Use of certified seeds
- Use of crop specific fertiliser in recommended rates
- Use of simple irrigation in the dry months
- Scouting for pests & diseases, and application of appropriate pesticides/fungicides







Module 5 – Exercise 1 – Village Chicken – (Comparison - Current vs Improved production)








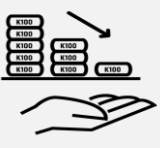
Village Chicken 	Unit	Village chicken-Local breed 56% Mortality out of 100 birds			Village Chicken-Improved breed (2% Mortality out of 100 birds)		
		Quantity	Price (ZMW)	Total (ZMW)	Quantity	Price (ZMW)	Total (ZMW)
1. Money-Out							
Inputs 							
Chicks	Each	100 <input type="text" value="x"/>	15 <input type="text" value="="/>	1,500	100 <input type="text" value="x"/>	15 <input type="text" value="="/>	
Maize Bran 	50kg Bag	4 <input type="text" value="x"/>	50 <input type="text" value="="/>	200	6 <input type="text" value="x"/>	50 <input type="text" value="="/>	
Sunflower cake	50kg Bag	0 <input type="text" value="x"/>	0 <input type="text" value="="/>	0	2 <input type="text" value="x"/>	100 <input type="text" value="="/>	
Minerals	Lumpsum	0 <input type="text" value="x"/>	0 <input type="text" value="="/>	0	2 <input type="text" value="x"/>	150 <input type="text" value="="/>	
Vaccination-Gumboro 	100mls	0 <input type="text" value="x"/>	0 <input type="text" value="="/>	0	2 <input type="text" value="x"/>	30 <input type="text" value="="/>	
Vaccination -Newcastle 	100mls	0 <input type="text" value="x"/>	0 <input type="text" value="="/>	0	2 <input type="text" value="x"/>	30 <input type="text" value="="/>	
Vaccination-Fowl pox 	100mls	0 <input type="text" value="x"/>	0 <input type="text" value="="/>	0	2 <input type="text" value="x"/>	100 <input type="text" value="="/>	
Disinfectant 	1 ltr	0 <input type="text" value="x"/>	0 <input type="text" value="="/>	0	1 <input type="text" value="x"/>	100 <input type="text" value="="/>	
Transport to Market 	trip	1 <input type="text" value="x"/>	30 <input type="text" value="="/>	30	2 <input type="text" value="x"/>	30 <input type="text" value="="/>	
Cost of Inputs				1,730			
Labour 							
Placement of Chicks 	MD	0.25 <input type="text" value="x"/>	25 <input type="text" value="="/>	6.25	0.25 <input type="text" value="x"/>	25 <input type="text" value="="/>	

Collection of bedding and litter management 	MD	2 <input checked="" type="checkbox"/>	25 =	50	3 <input checked="" type="checkbox"/>	25 =	
Hygiene and Cleaning 	MD	2 <input checked="" type="checkbox"/>	25 =	50	2 <input checked="" type="checkbox"/>	25 =	
Vaccination 	MD	0 <input checked="" type="checkbox"/>	25 =	0	1 <input checked="" type="checkbox"/>	25 =	
Disinfection 	MD	0 <input checked="" type="checkbox"/>	25 =	0	2 <input checked="" type="checkbox"/>	25 =	
Care/Securing 	MD	21 <input checked="" type="checkbox"/>	25 =	525	26 <input checked="" type="checkbox"/>	25 =	
Marketing 	MD	2 <input checked="" type="checkbox"/>	25 =	50	3 <input checked="" type="checkbox"/>	25 =	
Labour needs + costs	MD	27.25	-	681.25	74.5	-	
Money-Out (ZMW) 				2,411.25			
2. Money-In 							
Poultry yield x Price of Sale	Each	44 <input checked="" type="checkbox"/>	35 =	1,540	98 <input checked="" type="checkbox"/>	80 =	
Eggs yield x price of sale	Each	440 <input checked="" type="checkbox"/>	1.5 =	660	1,470 <input checked="" type="checkbox"/>	1.5 =	
Manure yield x price of sale	Kg	200 <input checked="" type="checkbox"/>	5 =	1,000	500 <input checked="" type="checkbox"/>	5 =	
Total Money-In	ZMW			3,200			
3. Profit or Loss				788.75			
Unit Cost (ZMW/Chicken)							
Money-Out / Yield				54.8			






***Note:** Improved practice in Village chicken can have two cycles per year, hence all figures (including GM) will be double the amount in above schedule. The second cycle starts from July to November






Module 5 – Exercise 2: Soyabeans (Comparison - Current vs Improved production)

		Soya local variety without inoculant/manure (0.25 ha)			Soya- improved variety with inoculant and fertiliser(0.25ha)		
		Quantity	Price (ZMW)	Total (ZMW)	Quantity	Price (ZMW)	Total (ZMW)
		Unit					
1. Money-Out							
Inputs and Services							
Land Preparation- Ripping 	Rip lines	<input type="checkbox"/>	<input type="checkbox"/>		23 <input type="checkbox"/>	2 <input type="checkbox"/>	
Land preparation- ploughing	0.25ha	1 <input type="checkbox"/>	150 <input type="checkbox"/>	150	<input type="checkbox"/>	<input type="checkbox"/>	
Seed	25Kg	2 <input type="checkbox"/>	100 <input type="checkbox"/>	200	1 <input type="checkbox"/>	350 <input type="checkbox"/>	
Lime	25kg	<input type="checkbox"/>	<input type="checkbox"/>		1 <input type="checkbox"/>	50 <input type="checkbox"/>	
Pesticides – Herbal (neem tree solution) 	100mls	<input type="checkbox"/>	<input type="checkbox"/>		1 <input type="checkbox"/>	30 <input type="checkbox"/>	
Herbicide-Selective (Precise usage)	1 ltr	<input type="checkbox"/>	<input type="checkbox"/>		1 <input type="checkbox"/>	115 <input type="checkbox"/>	
Soya fertiliser - (Precise usage)	50kg	<input type="checkbox"/>	<input type="checkbox"/>		0.5 <input type="checkbox"/>	550 <input type="checkbox"/>	
Foliar fertiliser - (Precise usage)	1 ltr	<input type="checkbox"/>	<input type="checkbox"/>		1 <input type="checkbox"/>	80 <input type="checkbox"/>	
Empty Bags 	50kg bag	4 <input type="checkbox"/>	3.5 <input type="checkbox"/>	14	10 <input type="checkbox"/>	3.5 <input type="checkbox"/>	
Transport from field 	trip	2 <input type="checkbox"/>	15 <input type="checkbox"/>	30	5 <input type="checkbox"/>	15 <input type="checkbox"/>	
Transport to market	Per bag	3.5 <input type="checkbox"/>	5 <input type="checkbox"/>	17.5	10 <input type="checkbox"/>	5 <input type="checkbox"/>	
Cost of Inputs				411.50			
Labour 							
Lime application	MD	<input type="checkbox"/>	25 <input type="checkbox"/>		0.5 <input type="checkbox"/>	25 <input type="checkbox"/>	

							
Planting 	MD	2 <input type="text" value="x"/>	25 <input type="text" value="="/>	50	1 <input type="text" value="x"/>	25 <input type="text" value="="/>	
Thinning/Gap filling 	MD	2 <input type="text" value="x"/>	25 <input type="text" value="="/>	50	0.5 <input type="text" value="x"/>	25 <input type="text" value="="/>	
Weeding-Manual 	MD	5 <input type="text" value="x"/>	25 <input type="text" value="="/>	125	<input type="text" value="x"/>	25 <input type="text" value="="/>	
Ridging 	MD	4 <input type="text" value="x"/>	25 <input type="text" value="="/>	100	<input type="text" value="x"/>	25 <input type="text" value="="/>	
Herbicide application 	MD	<input type="text" value="x"/>	25 <input type="text" value="="/>		1.5 <input type="text" value="x"/>	25 <input type="text" value="="/>	
Fertiliser application	MD	<input type="text" value="x"/>	<input type="text" value="="/>		0.5 <input type="text" value="x"/>	25 <input type="text" value="="/>	
Pesticide application	MD	<input type="text" value="x"/>	25 <input type="text" value="="/>		0.5 <input type="text" value="x"/>	25 <input type="text" value="="/>	
Harvesting	MD	1.5 <input type="text" value="x"/>	25 <input type="text" value="="/>	37.50	3.5 <input type="text" value="x"/>	25 <input type="text" value="="/>	
Threshing, winnowing & bagging	MD	1.5 <input type="text" value="x"/>	25 <input type="text" value="="/>	37.50	2.5 <input type="text" value="x"/>	25 <input type="text" value="="/>	
Marketing	MD	1 <input type="text" value="x"/>	25 <input type="text" value="="/>	25	2 <input type="text" value="x"/>	25 <input type="text" value="="/>	
Labour needs and costs	MD	17		425	12.5	-	
Money-Out (ZMW)				836.50			
2. Money-In							
Yield x Price of Sale	Kg	175 <input type="text" value="x"/>	4.5	787.50	600 <input type="text" value="x"/>	5.5 <input type="text" value="="/>	
3. Profit or Loss ☺ or ☹				-49			
Money-In <input type="text" value="-"/> Money-Out							
Unit Cost (ZMW/kg) Money-Out / Yield				4.78			

Module 5 – Exercise 3: Tomato

		Tomato-Non Improved (0.25 ha)-			Tomato-Improved (0.25 ha) -with irrigation		
Unit		Quantity	Price (ZMW)	Total (ZMW)	Quantity	Price (ZMW)	Total (ZMW)
1. Money-Out							
Inputs and Services							
Manure 	50kg bag	5 <input type="text" value="x"/>	10 <input type="text" value="="/>	50	5 <input type="text" value="x"/>	10 <input type="text" value="="/>	
Seed	25grms	1 <input type="text" value="x"/>	30 <input type="text" value="="/>	30	1 <input type="text" value="x"/>	60 <input type="text" value="="/>	
Fertiliser-Veg Fruity	25kg bag	<input type="text" value="x"/>	<input type="text" value="="/>		1 <input type="text" value="x"/>	120 <input type="text" value="="/>	
Fertiliser-Veg Top	25kg bag	<input type="text" value="x"/>	<input type="text" value="="/>		1 <input type="text" value="x"/>	150 <input type="text" value="="/>	
Pesticides – Herbal (neem tree solution) 	100mls	1 <input type="text" value="x"/>	30 <input type="text" value="="/>	30	1 <input type="text" value="x"/>	30 <input type="text" value="="/>	
Fungicide-Barrier - Herbal	100mls	1 <input type="text" value="x"/>	50 <input type="text" value="="/>	50	1 <input type="text" value="x"/>	120 <input type="text" value="="/>	
Sticker	1 ltr	<input type="text" value="x"/>	<input type="text" value="="/>	0	1 <input type="text" value="x"/>	80 <input type="text" value="="/>	
Fungicide- Mancozeb - Herbal 	100mls	<input type="text" value="x"/>	<input type="text" value="="/>	0	1 <input type="text" value="x"/>	140 <input type="text" value="="/>	
Fertiliser-Foliar - Precise	1 ltr	<input type="text" value="x"/>	0 <input type="text" value="="/>	0	1 <input type="text" value="x"/>	80 <input type="text" value="="/>	
Fungicide-Copper chloride - Herbal	100mls	<input type="text" value="x"/>	<input type="text" value="="/>	0	1 <input type="text" value="x"/>	70 <input type="text" value="="/>	
Transport-field to home 	Box (equiv. 10kg)	52 <input type="text" value="x"/>	2 <input type="text" value="="/>	104	150 <input type="text" value="x"/>	2 <input type="text" value="="/>	
Transport to the market	Box (equiv. 10kg)	52 <input type="text" value="x"/>	5 <input type="text" value="="/>	260	150 <input type="text" value="x"/>	5 <input type="text" value="="/>	
Cost of Inputs				524			
Labour							









Land preparation-Nursery 	MD	1 <input type="checkbox"/>	25 =	25	0.5 <input type="checkbox"/>	25 =	
Land preparation-main field	MD	3 <input type="checkbox"/>	25 =	75	1.5 <input type="checkbox"/>	25 =	
Manure application	MD	1 <input type="checkbox"/>	25 =	25	1 <input type="checkbox"/>	25 =	
Transplanting 	MD	3 <input type="checkbox"/>	25 =	75	3 <input type="checkbox"/>	25 =	
Fertiliser application	MD	<input type="checkbox"/>	25 =	0	1 <input type="checkbox"/>	25 =	
Weeding	MD	4 <input type="checkbox"/>	25 =	100	3 <input type="checkbox"/>	25 =	
Staking 	MD	6 <input type="checkbox"/>	25 =	150	8 <input type="checkbox"/>	25 =	
Pesticide/Fungicide application	MD	5 <input type="checkbox"/>	25 =	125	10 <input type="checkbox"/>	25 =	
Watering/irrigation	MD	80 <input type="checkbox"/>	25 =	2,000	85 <input type="checkbox"/>	25 =	
Harvesting	MD	3 <input type="checkbox"/>	25 =	75	6 <input type="checkbox"/>	25 =	
Marketing	MD	4 <input type="checkbox"/>	25 =	100	3 <input type="checkbox"/>	25 =	
Labour needs and costs	MD	110		2,750	122	-	
Money-Out (ZMW)				3,274			
2. Money-In							
Yield x Price of Sale	Kg	520 <input type="checkbox"/>	7 =	3,640	1,500 <input type="checkbox"/>	7 =	
3. Profit or Loss ☺ or ☹ Money-In <input type="checkbox"/> Money-Out				366			
Unit Cost (ZMW/kg) Money-Out / Yield				6.3			







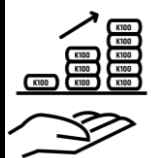
****Note:** Under improved technique in Tomato, there can be two cycles of production per year, hence the above figures will be double. The second cycle starts from August to December

Explanation of Fixed Costs





Certain costs are called « fixed costs ». These are costs for equipment and tools that the farmer owns and are used on multiple crops or over multiple years, such as sprayers or irrigation pumps. The Fixed Costs do not vary with the size of the field.








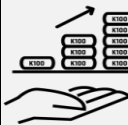
Module 5 – Solution Exercise 1- Local (Village) Chicken – Comparison between current and Improved production systems

Village Chicken	Unit	Village chicken-Local breed 56%Mortality out of 100 birds			Village Chicken-Improved breed (2% Mortality out of 100 birds		
		Quantity	Price (ZMW)	Total (ZMW)	Quantity	Price (ZMW)	Total (ZMW)
1. Money-Out 							
Inputs							
Chicks	Each	100 <input type="text" value="x"/>	15 <input type="text" value="="/>	1,500	100 <input type="text" value="x"/>	15 <input type="text" value="="/>	1,500
Maize Bran 	50kg Bag	4 <input type="text" value="x"/>	50 <input type="text" value="="/>	200	6 <input type="text" value="x"/>	50 <input type="text" value="="/>	300
Sunflower cake	50kg Bag	0 <input type="text" value="x"/>	0 <input type="text" value="="/>	0	2 <input type="text" value="x"/>	100 <input type="text" value="="/>	200
Minerals	Lumpsum	0 <input type="text" value="x"/>	0 <input type="text" value="="/>	0	2 <input type="text" value="x"/>	150 <input type="text" value="="/>	300
Vaccination-Gumboro 	100mls	0 <input type="text" value="x"/>	0 <input type="text" value="="/>	0	2 <input type="text" value="x"/>	30 <input type="text" value="="/>	60
Vaccination -Newcastle	100mls	0 <input type="text" value="x"/>	0 <input type="text" value="="/>	0	2 <input type="text" value="x"/>	30 <input type="text" value="="/>	60
Vaccination-Fowl pox	100mls	0 <input type="text" value="x"/>	0 <input type="text" value="="/>	0	2 <input type="text" value="x"/>	100 <input type="text" value="="/>	200
Disinfectant 	1 ltr	0 <input type="text" value="x"/>	0 <input type="text" value="="/>	0	1 <input type="text" value="x"/>	100 <input type="text" value="="/>	100
Transport to Market 	trip	1 <input type="text" value="x"/>	30 <input type="text" value="="/>	30	2 <input type="text" value="x"/>	30 <input type="text" value="="/>	60
Cost of Inputs				1,730			2,780
Labour 							
Placement of Chicks 	MD	0.25 <input type="text" value="x"/>	25 <input type="text" value="="/>	6.25	0.25 <input type="text" value="x"/>	25 <input type="text" value="="/>	6.25

Collection of bedding and litter managemnt liitter 	MD	2 <input type="checkbox"/>	25 <input type="checkbox"/>	50	3 <input type="checkbox"/>	25 <input type="checkbox"/>	75
Hygiene and Cleaning 	MD	2 <input type="checkbox"/>	25 <input type="checkbox"/>	50	2 <input type="checkbox"/>	25 <input type="checkbox"/>	50
Vaccination	MD	0 <input type="checkbox"/>	25 <input type="checkbox"/>	0	1 <input type="checkbox"/>	25 <input type="checkbox"/>	25
Disinfection 	MD	0 <input type="checkbox"/>	25 <input type="checkbox"/>	0	2 <input type="checkbox"/>	25 <input type="checkbox"/>	50
Care/Securing	MD	21 <input type="checkbox"/>	25 <input type="checkbox"/>	525	26 <input type="checkbox"/>	25 <input type="checkbox"/>	650
Marketing	MD	2 <input type="checkbox"/>	25 <input type="checkbox"/>	50	3 <input type="checkbox"/>	25 <input type="checkbox"/>	75
Labour needs + costs	MD	27.25	-	681.25	74.5	-	931.25
Money-Out (ZMW) 				2,411.25			3,711.25
2. Money-In 							
Poultry yield x Price of Sale	Each	44 <input type="checkbox"/>	35 <input type="checkbox"/>	1,540	98 <input type="checkbox"/>	80 <input type="checkbox"/>	7,840
Eggs yield x price of sale	Each	440 <input type="checkbox"/>	1.5 <input type="checkbox"/>	660	1,470 <input type="checkbox"/>	1.5 <input type="checkbox"/>	2,205
Manure yield x price of sale	Kg	200 <input type="checkbox"/>	5 <input type="checkbox"/>	1,000	500 <input type="checkbox"/>	5 <input type="checkbox"/>	2,500
Total Money-In 	ZMW			3,200			12,545
3. Profit or Loss ☺ or ☹				788.75			8,833.75
Unit Cost (ZMW/Chicken) Money-Out / Yield				54.8			39.9


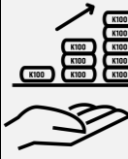
Module 5 – Solution Exercise 2 : Soybeans - Comparison between current and Improved production systems

		Soya local variety without inoculant/manure (0.25 ha)			Soya- improved variety with inoculant and fertiliser(0.25ha)		
Unit		Quantity	Price (ZMW)	Total (ZMW)	Quantity	Price (ZMW)	Total (ZMW)
1. Money-Out							
Inputs and Services							
Land Preparation- Ripping 	Rip lines	1 <input type="text" value="x"/>	=		23 <input type="text" value="x"/>	2 =	46
Land preparation- ploughing	0.25ha	1 <input type="text" value="x"/>	150 =	150	<input type="text" value="x"/>	=	
Seed (plus Inoculant for Improved system)	25Kg	2 <input type="text" value="x"/>	100 =	200	1 <input type="text" value="x"/>	350 =	350
Lime	25kg	<input type="text" value="x"/>	=		1 <input type="text" value="x"/>	50 =	50
Organic herbal Pesticides – (neem tree solution)	100m ls	<input type="text" value="x"/>	=		1 <input type="text" value="x"/>	30 =	30
Herbicide – precise usage	1 ltr	<input type="text" value="x"/>	=		1 <input type="text" value="x"/>	115 =	115
Organic Soya fertiliser – Precise usage	50kg	<input type="text" value="x"/>	=		0.5 <input type="text" value="x"/>	550 =	275
Organic Foliar fertiliser – Precise usage	1 ltr	<input type="text" value="x"/>	=		1 <input type="text" value="x"/>	80 =	80
Empty Bags 	50kg bag	4 <input type="text" value="x"/>	3.5 =	14	10 <input type="text" value="x"/>	3.5 =	35
Transport from field 	trip	2 <input type="text" value="x"/>	15 =	30	5 <input type="text" value="x"/>	15 =	75
Transport to market	Per bag	3.5 <input type="text" value="x"/>	5 =	17.5	10 <input type="text" value="x"/>	5 =	50
Cost of Inputs				411.50			1,106
Labour							
Lime application 	MD	<input type="text" value="x"/>	25 =		0.5 <input type="text" value="x"/>	25 =	12.5
Planting	MD	2 <input type="text" value="x"/>	25 =	50	1 <input type="text" value="x"/>	25 =	25

							
Thinning/Gap filling 	MD	2 <input type="checkbox"/>	25 =	50	0.5 <input type="checkbox"/>	25 =	12.50
Weeding-Manual	MD	5 <input type="checkbox"/>	25 =	125	<input type="checkbox"/>	25 =	
Ridging 	MD	4 <input type="checkbox"/>	25 =	100	<input type="checkbox"/>	25 =	
Herbicide application 	MD	<input type="checkbox"/>	25 =		1.5 <input type="checkbox"/>	25 =	37.50
Fertiliser application 	MD	<input type="checkbox"/>	=		0.5 <input type="checkbox"/>	25 =	12.50
Pesticide application	MD	<input type="checkbox"/>	25 =		0.5 <input type="checkbox"/>	25 =	12.50
Harvesting	MD	1.5 <input type="checkbox"/>	25 =	37.50	3.5 <input type="checkbox"/>	25 =	87.50
Threshing,winnowing & bagging 	MD	1.5 <input type="checkbox"/>	25 =	37.50	2.5 <input type="checkbox"/>	25 =	62.50
Marketing	MD	1 <input type="checkbox"/>	25 =	25	2 <input type="checkbox"/>	25 =	50
Labour needs and costs	MD	17		425	12.5	-	312.50
Money-Out (ZMW) 				836.50			1,418.50
2. Money-In							
Yield x Price of Sale	Kg	175 <input type="checkbox"/>	4.5	787.50	600 <input type="checkbox"/>	5.5 =	3,300
3. Profit or Loss 😊 or 😞							
Money-In <input type="checkbox"/> Money-Out				-49			1,881.50
Unit Cost (ZMW/kg) Money-Out / Yield				4.78			2.36







Module 5 – Solution Exercise 3 : Tomato - Comparison between current and Improved production systems

		Tomato-Non Improved (0.25 ha)-			Tomato-Improved (0.25 ha) -with irrigation		
Unit		Quantity	Price (ZMW)	Total (ZMW)	Quantity	Price (ZMW)	Total (ZMW)
1. Money-Out							
Inputs and Services							
Manure	50kg bag	5 <input type="text" value="x"/>	10 <input type="text" value="="/>	50	5 <input type="text" value="x"/>	10 <input type="text" value="="/>	50
Seed	25grms	1 <input type="text" value="x"/>	30 <input type="text" value="="/>	30	1 <input type="text" value="x"/>	60 <input type="text" value="="/>	60
Fertiliser-Veg Fruity	25kg bag	<input type="text" value="x"/>	<input type="text" value="="/>		1 <input type="text" value="x"/>	120 <input type="text" value="="/>	120
Fertiliser-Veg Top	25kg bag	<input type="text" value="x"/>	<input type="text" value="="/>		1 <input type="text" value="x"/>	150 <input type="text" value="="/>	150
Pesticides – Herbal (neem tree solution)	100mls	1 <input type="text" value="x"/>	30 <input type="text" value="="/>	30	1 <input type="text" value="x"/>	30 <input type="text" value="="/>	30
Barrier – Organic Insecticide	100mls	1 <input type="text" value="x"/>	50 <input type="text" value="="/>	50	1 <input type="text" value="x"/>	120 <input type="text" value="="/>	120
Sticker	1 ltr	<input type="text" value="x"/>	<input type="text" value="="/>	0	1 <input type="text" value="x"/>	80 <input type="text" value="="/>	80
Mancozeb – Organic Fungicide	100mls	<input type="text" value="x"/>	<input type="text" value="="/>	0	1 <input type="text" value="x"/>	140 <input type="text" value="="/>	140
Fertiliser-Foliar	1 ltr	<input type="text" value="x"/>	0 <input type="text" value="="/>	0	1 <input type="text" value="x"/>	80 <input type="text" value="="/>	80
Fungicide-Copper chloride - Herbal	100mls	<input type="text" value="x"/>	<input type="text" value="="/>	0	1 <input type="text" value="x"/>	70 <input type="text" value="="/>	70
Transport-field to home	Box (equiv. 10kg)	52 <input type="text" value="x"/>	2 <input type="text" value="="/>	104	150 <input type="text" value="x"/>	2 <input type="text" value="="/>	300
Transport to the market	Box (equiv. 10kg)	52 <input type="text" value="x"/>	5 <input type="text" value="="/>	260	150 <input type="text" value="x"/>	5 <input type="text" value="="/>	750
Cost of Inputs				524			1,950
Labour							
Land preparation-Nursery	MD	1 <input type="text" value="x"/>	25 <input type="text" value="="/>	25	0.5 <input type="text" value="x"/>	25 <input type="text" value="="/>	12.50
Land preparation-main field	MD	3 <input type="text" value="x"/>	25 <input type="text" value="="/>	75	1.5 <input type="text" value="x"/>	25 <input type="text" value="="/>	37.50
Manure application	MD	1 <input type="text" value="x"/>	25 <input type="text" value="="/>	25	1 <input type="text" value="x"/>	25 <input type="text" value="="/>	25
Transplanting	MD	3 <input type="text" value="x"/>	25 <input type="text" value="="/>	75	3 <input type="text" value="x"/>	25 <input type="text" value="="/>	75
Fertiliser application	MD	<input type="text" value="x"/>	25 <input type="text" value="="/>	0	1 <input type="text" value="x"/>	25 <input type="text" value="="/>	25

Weeding	MD	4 <input type="text" value="x"/>	25 <input type="text" value="="/>	100	3 <input type="text" value="x"/>	25 <input type="text" value="="/>	75
Staking	MD	6 <input type="text" value="x"/>	25 <input type="text" value="="/>	150	8 <input type="text" value="x"/>	25 <input type="text" value="="/>	200
Pesticide/Fungicide application	MD	5 <input type="text" value="x"/>	25 <input type="text" value="="/>	125	10 <input type="text" value="x"/>	25 <input type="text" value="="/>	250
Watering/irrigation	MD	80 <input type="text" value="x"/>	25 <input type="text" value="="/>	2,000	85 <input type="text" value="x"/>	25 <input type="text" value="="/>	2,125
Harvesting	MD	3 <input type="text" value="x"/>	25 <input type="text" value="="/>	75	6 <input type="text" value="x"/>	25 <input type="text" value="="/>	150
Marketing	MD	4 <input type="text" value="x"/>	25 <input type="text" value="="/>	100	3 <input type="text" value="x"/>	25 <input type="text" value="="/>	75
Labour needs and costs	MD	110		2,750	122	-	3,050
Money-Out (ZMW)				3,274			5,000
2. Money-In							
Yield x Price of Sale	Kg	520 <input type="text" value="x"/>	7 <input type="text" value="="/>	3,640	1,500 <input type="text" value="x"/>	7 <input type="text" value="="/>	10,500
3. Profit or Loss 😊 or 😞							
Money-In <input type="text" value="-"/> Money-Out							
							
				366			5,500
Unit Cost (ZMW/kg)							
Money-Out / Yield				6.30			3.33

Module 6 Improve your farm enterprise for more income throughout the year – Comparison on current and improved production systems for all enterprises

1. What crops will you choose? 2. Rank crops based on Profit 3. Make a choice based on this ranking

	Unit	 local breed- Village Chicken	 improved breed- Village Chicken	 Local variety soya-without inoculant	 Improved variety soya with inoculant	 Semi -improved variety (Tomato) Without Fertiliser	 Semi-Improved Variety (Tomato) with fertiliser
Surface Area/Flock size	No./Ha	100	100	0.25	0.25	0.25	0.25
1. Money-Out	ZMW/0.25ha/year	2,411.25	3,711.25	836.50	1,418.50	3,274	5,000
2. Money-In	ZMW/0.25ha/year	3,200	12,545	787.50	3,300	3,640	10,500
3. Profit or Loss? <u>Without risk</u> ☺ or ☹	ZMW/0.25ha/Year	788.75	8,833.75	-49	1,881.50	366	5,500
Rank							
4. Profit or Loss? <u>With risk</u> ☺ or ☹	ZMW/0.25ha/Year			-49	1,881.50	366	5,500

Rank							
------	--	--	--	--	--	--	--

What is a risk in agriculture?



The agricultural entrepreneur (man or woman) does not like risks because they are difficult to predict. However, one can determine during the planning what the impact of risks could be on revenues.

We use an example to learn this.

Market Risks	Production Risks
The market price of Village chicken drops by 40% for local breed) and improved breed for both chicken and by products.	Serious Outbreak of diseases may reduce the poultry yields by 10%: <ul style="list-style-type: none"> - The yield of the local breed falls from 44 to 40 - The yield of the improved breed falls from 98 to 88 per cycle

Let us determine the impact of these risks on the success of our business with a small calculation.

The Money-Out does not change -- the money has already been spent.

	Unit	 Local Breed	 Improved Breed
Flock size	Number of Birds	100	100
1. Money-Out	ZMW	2,411.25	3,711.25
2. Money-In			
Yield (lower)	Number of Birds	40	88
Price (lower)	ZMW/Bird	24.5	56.0
Yield x Price of Sale	ZMW/Year	960	4,928
3. Profit or Loss? (Money In MINUS Money Out) ☺ or ☹	SSP/ha		

Are the two risks acceptable?

What can you do to avoid the risk?

Register the result in the preceding table to compare the results with the situation without risk.

Main Lessons

1. Comparing profits of different crops and production techniques helps to make decisions on using the land to maximize revenue. This comparison is important to all agricultural entrepreneurs (man or woman)
2. Production decisions are based on these comparisons.
3. The good agricultural entrepreneur knows that a fluctuation in prices constitutes a risk on revenue. Risks are a concern for traditional as well as improved varieties and techniques.
4. To evaluate the impacts of this Market Risk, the entrepreneur calculates the Money-in with a much lower price (“pessimistic”) than the current price (or last season’s price). If the “pessimistic” profit can still satisfy the revenue objectives, then the risk is acceptable.

Module 7 Manage your money throughout the year










Bad management of money	☞ How does one know if the money is managed badly?
	☞ What are the causes?
	☞ How to manage money well during the year?

One should Plan! The person, who fails to plan, plans to fail!

First step: Foresee household expenditure

Below are the expenditures of a Household of 6 persons (2 children not yet in school, 2 children in primary school).

Can we foresee these expenditures? When is the money needed? Let's calculate how much money is needed for the household in one year.

Money Needs	Can be foreseen	Period	Money-Out 	
			ZMW per month	ZMW per year
Matches 	Yes	Each month	3	36
Salt 	Yes	Each month	14	168
Soap	Yes	Each month	60	720
Kerosene 	Yes	Each month	20	240
Purchase food (relish) 	Yes	Each month	350	4,200
Mobile phone recharge 	Yes	Each month	20	240
Sub-total	Yes	Each month	467	5,604
School fees (500 ZMW per child, 3 times a year) 	Yes	January	3,000	3,000
Clothing 	Yes	December	300	300
Happy events 	Yes	Once a year (March)	400	400
Total expenditure for household per year that can be foreseen				9,304


Second Step: Fill financial calendar on

- Let us put these numbers into a financial calendar. In the next page you will see the numbers calculated in Module 5.
- How much money is left at the end of each month?
- How much money is left at the end of the year?


Third Step:

Fill out the second financial calendar. The expenditures for Inputs and Labour are those from the Exercise Sheets in Module 5 – using improved practices.

Module 7 - Financial Calendar based on Income from current practices (ZMW) - Exercise

Money-Out 	Jan	Feb	Mar	Apr	May	Jun	Jul	Aug	Sept	Oct	Nov	Dec	Totals
Village Chicken (100 Birds)													
Inputs & Services	1,700							30					1,730
Labour		56.25						625					681.25
Soya Beans (0.25 ha)													
Inputs & Services				14	47.50						150	200	411.50
Labour	125				100							200	425
Tomatoes (0.25 ha)													
Inputs & Services			50		110		364						524
Labour			125	175	275	2,000	175						2,750
Household monthly	467	467	467	467	467	467	467	467	467	467	467	467	5,604
School fees	3,000												3,000
Happy events												400	400
Clothing												300	300
Total per month													15,825.75
Money-In	Jan	Feb	Mar	Apr	May	Jun	Jul	Aug	Sept	Oct	Nov	Dec	
Village Chicken								3,200					3,200
Soya Beans						787.50							787.50
Tomatoes							3,640						3,640
Total per month													7,627.50
	Jan	Feb	Mar	Apr	May	Jun	Jul	Aug	Sept	Oct	Nov	Dec	
Monthly balance Money-In minus-Money-Out													
Cumulative balance													

Module 7 - Financial Calendar based on a farm using improved practices (ZMW) - Exercise

Money-Out 	Jan	Feb	Mar	Apr	May	Jun	Jul	Aug	Sept	Oct	Nov	Dec	Totals
Village Chickens (100 Birds)													
Inputs & Services	2,130	30	530	30	60		2,130	30	530	30	60		5,560
Labour	56.25				881.25		125				800		1,862.50
Soya Beans (0.25 ha)													
Inputs & Services					110	46	50			400	390	110	1,106
Labour	25	12.50			150			50		12.50	62.50		312.50
Tomatoes (0.25ha)													
Inputs & Services		50	180	380	220	1,120		50	180	520	150	1,050	3,900
Labour		75	275	100	250	1,725		75	275	100	250	2,975	6,100
Household monthly	467	467	467	467	467	467	467	467	467	467	467	467	5,604
School fees	3,000												3,000
Happy events												400	400
Clothing												300	300
Total per month													28,145
Money-In	Jan	Feb	Mar	Apr	May	Jun	Jul	Aug	Sept	Oct	Nov	Dec	
Village Chickens					12,545						12,545		25,090
Soya Beans							3,300						3,300
Tomatoes						10,500						10,500	21,000
Total per month													49,390
	Jan	Feb	Mar	Apr	May	Jun	Jul	Aug	Sept	Oct	Nov	Dec	
Monthly balance Money-In minus-Money-Out													21,245
Cumulative balance													

Module 7 - Financial Calendar based on a farm using Current practices (ZMW) - Solution

Money-Out	Jan	Feb	Mar	Apr	May	Jun	Jul	Aug	Sept	Oct	Nov	Dec	Totals
Village Chicken (100 Birds)													
Inputs & Services	1,700							30					1,730
Labour		56.25						625					681.25
Soya Beans (0.25 ha)													
Inputs & Services				14	47.50						150	200	411.50
Labour	125				100							200	425
Tomatoes (0.25ha)													
Inputs & Services			50		110		364						524
Labour			125	175	275	2,000	175						2,750
Household monthly	467	467	467	467	467	467	467	467	467	467	467	467	5,604
School fees	3,000												3,000
Happy events												400	400
Clothing												300	300
Total per month	5,292	523.25	642	656	999.50	2,467	1,006	1,122	467	467	617	1,567	15,825.75
Money-In													
	Jan	Feb	Mar	Apr	May	Jun	Jul	Aug	Sept	Oct	Nov	Dec	
Village Chicken								3,200					3,200
Soya Beans						787.50							787.50
Tomatoes							3,640						3,640
Total per month						787.50	3,640	3,200					7,627.50
	Jan	Feb	Mar	Apr	May	Jun	Jul	Aug	Sept	Oct	Nov	Dec	
Monthly balance Money-In minus-Money-Out	-5,292	-523.25	-642	-656	-999.50	-1,679.50	2,634	2,078	-467	-467	-617	-1,567	-8,198.25
Cumulative balance		-5,815.25	-6,457.25	-7,113.25	-8,112.75	-9,792.25	-7,158.25	-5,080.25	-5,547.25	-6,014.25	-6,631.25	-8,198.25	

Module 7 - Financial Calendar based on a farm using improved practices (ZMW) - Solution

Money-Out	Jan	Feb	Mar	Apr	May	Jun	Jul	Aug	Sept	Oct	Nov	Dec	Totals
Village Chickens (100 Birds)													
Inputs & Services	2,130	30	530	30	60		2,130	30	530	30	60		5,560
Labour	56.25				881.25		125				800		1,862.50
Soya Beans (0.25 ha)													
Inputs & Service					110	46	50			400	390	110	1,106
Labour	25	12.50			150			50		12.50	62.50		312.50
Tomatoes (0.25ha)													
Inputs & Services		50	180	380	220	1,120		50	180	520	150	1,050	3,900
Labour		75	275	100	250	1,725		75	275	100	250	2,975	6,100
Household monthly	467	467	467	467	467	467	467	467	467	467	467	467	5,604
School fees	3,000												3,000
Happy events												400	400
Clothing												300	300
Total per month	5,678.25	634.50	1,452	977	2,138.25	3,358	2,772	672	1,452	1,529.50	2,179.50	5,302	28,145
Money-In													
	Jan	Feb	Mar	Apr	May	Jun	Jul	Aug	Sept	Oct	Nov	Dec	
Village Chickens					12,545						12,545		25,090
Soya Beans							3,300						3,300
Tomatoes						10,500						10,500	21,000
Total per month					12,545	10,500	3,300				12,545	10,500	49,390
	Jan	Feb	Mar	Apr	May	Jun	Jul	Aug	Sept	Oct	Nov	Dec	
Monthly balance Money-In minus-Money-Out	-5,678.25	-634.50	-1,452	-977	10,406.75	7,142	528	-672	-1,452	-1,529.50	10,365.50	5198	21,245
Cumulative balance	-5,678.25	-6,312.75	-7,764.75	-8,741.75	1,665	8,807	9,335	8,663	7,211	5,681.50	16,047	21,245	

Fourth Step: Discussion

Which situation is preferable? What changes are necessary?			With current production techniques per year (ZMW)	With improved production techniques per year (ZMW)
	Can be foreseen?	Period- month		
Money-Out for household	yes	each month	5,604	5,604
Money-Out for scalarisation, clothing, happy events	yes	different months	3,700	3,700
Money-Out for Production (inputs and labour)	yes	different months	6,521.75	18,841
Total money-out			15,825.75	28,145
Money-In from production	yes, but can change	different months	7,627.50	49,390
Money available for savings, other expenditure Money-In from Production and other sources minus Money-Out for Household and inputs			-8,198.25	21,245
Difference between the two situations (ZMW)				

Note: In this example all product from the farm is sold! We have not yet deducted what the family eats!

Attention

- Discuss the differences and which situation is preferable.
- What changes are needed?

Main Lessons

1. In the agricultural enterprise, expenditures (Money-Out) for the farm and the household are made each month, but the revenue (Money-In) comes only during the months of harvest or sale of produce. Therefore, there are months of the year where the expenditures are greater than the revenues. These months are called “**deficit months.**”
2. For this reason, the good agricultural entrepreneur (man or woman) makes a financial calendar. He or she plans with the spouse(s) the expenditures for production and household needs.
3. To cover the expenditures in deficit months, the good agricultural entrepreneur saves money from the sales of produce (“surplus months”).
4. Improved techniques can improve the revenues of the agricultural entrepreneur.
5. The needs for Inputs can be identified with calculations of Gross Margin and the Financial Calendar. This information can be used to make savings in a targeted way or to solicit credit for production.

Module 8 How to get good financial services

The financial calendars lead to a number of questions...

Savings

Saving is when money is put aside by an individual or household for use in the future. Saving can also be done in the form of investments, animals or land, which can be sold when cash is needed and is a way of building assets.

Why is it important to create savings?

- When saving in a bank account, the money is safe and/or might earn an interest.
- Savings in an account are often a necessary pre-condition to obtain a loan.
- With savings the agricultural entrepreneur can invest in his/her enterprise and thereby increase Money-In, for example, by buying improved seeds or fertilizer.

How can you create savings? What are the advantages and disadvantages?

	Hide money at home	Bring money to a bank/mobile money	Saving money in the SILC groups
Advantage	<ol style="list-style-type: none"> 1. The money is immediately available. 2. There is no fees and bank charges 	<ol style="list-style-type: none"> 1. The money is safe at the bank/mobile account. 2. Having savings at the bank/mobile money may facilitate a loan from the bank/mobile providers. 3. Saving at the bank/mobile money reduces the risk of spending money impulsively because it is not immediately available. 	<ol style="list-style-type: none"> 1. Can be accessed easily 2. Low interest rates 3. Flexible payments terms 4. No monthly charges on saved or deposited money
Disadvantage	<ol style="list-style-type: none"> 1. Money is not safe and can be stolen. 2. Money can be destroyed (by a fire, for example). 3. There is increased risk of making impulsive expenditures. 	<ol style="list-style-type: none"> 1. The money is not immediately available. 2. Bank services often attract a service fee. 	<ol style="list-style-type: none"> 1. Money is not safe and can be stolen 2. Money can be destroyed (by a fire, for example)

Paying money into your bank/mobile money account	Removing money from your bank/mobile money account
<ul style="list-style-type: none"> Go to the bank/mobile agents. 	<ul style="list-style-type: none"> Think why you need money, and how much Go to the bank/mobile agents.
<ul style="list-style-type: none"> Fill out the deposit form/direct deposits at banks/mobile agents booths. 	<ul style="list-style-type: none"> Fill out the money withdrawal form/using your phone to withdraw.
<ul style="list-style-type: none"> The deposit is registered electronically in your bank/mobile money account. 	<ul style="list-style-type: none"> The withdrawal amount is electronically deducted from your bank/mobile money account.
<ul style="list-style-type: none"> Receive a deposit confirmation slip or phone message alert 	<ul style="list-style-type: none"> Message alert on your phone confirming your withdrawal

Saving money in the SILC groups	Removing money from SILC groups
<ul style="list-style-type: none"> Plan amount to save on the meeting day 	<ul style="list-style-type: none"> Calculate total savings to-date
<ul style="list-style-type: none"> Save during SILC meetings day 	<ul style="list-style-type: none"> Plan amount to borrow from the group
<ul style="list-style-type: none"> Amount recorded in the group register book and signed by the member 	<ul style="list-style-type: none"> Sign in the savings register upon getting the money
<ul style="list-style-type: none"> Keep your personal record each time an amount is saved in the group 	<ul style="list-style-type: none"> Keep your personal record each time an amount is removed from your savings

Bank Deposits

Collection of money from the people



Commercial Banks, Savings and Credit Cooperatives, and some Microfinance Institutions (MFI) accept money from people who have, it to save or who are saving it from their income. They keep the money safe on your behalf.

The agricultural entrepreneur can put money into **current, savings and fixed accounts**.

What saving products are being offered by financial service providers/mobile money?

A **current account** is an account for business people like you Money put in this account can be taken out any time through the bank, ATM, or mobile money services.

A **savings account** helps you to save money and keep it safe or with the objective to get a loan. He/she can take money whenever need arises by going to the bank, or possibly through an ATM or mobile money. The bank pays interest on the money in this account every three months, every six

months or every year. As an owner of a savings account you receive an ATM card from the bank to make withdrawal or a bank book into which money deposits and money withdrawals is recorded.

A **fixed deposit account** helps the agricultural entrepreneur or any other person/farmer to keep money safe and to earn interest, which can increase the investment. He/she can only take out his/her money at a time he/she has agreed with the bank, for example after six months. The money that is paid on top of the amount (interest) in this account depends on how long the money will be in this account. If for any reason, he/she wants to take out the money before the time he/she has agreed with the bank, the bank charges him/her a penalty fee. This type of account could be used by an agricultural entrepreneur or any other person/farmer to put in more money for inputs and implements.

When opening a bank account, the agricultural entrepreneur (man or woman) investigates what the direct and the indirect cost associated with a bank account might be:

Direct cost	Indirect cost
<ul style="list-style-type: none"> ● Monthly account holding fees ● Counter withdrawal fees ● Costs for an ATM card ● Costs of ATM withdrawal ● Account opening and closing fees 	<ul style="list-style-type: none"> ● Know your Customer requirements ● Travel time and cost to reach the nearest bank branch, agent, or ATM

There are many financial institutions which offer different services, with different fee structures. The good agricultural entrepreneur informs him/herself about the possible options for him/her.

What saving products are being offered by financial service providers/mobile money?

Discussion with participants.

1.
.....
.....
2.
.....
.....
3.
.....
.....

Loans

What is a credit/loan and interest?

- A loan/credit is money you borrow from a person or a bank promising to pay back this money. This is a service you get, and you pay interest on the borrowed money. Money can be borrowed for a very short time (1 month to 12 months).
- Interest in the money you earn on your investment with the Bank or insurance
- Money can be borrowed for a short time (1 to 2 years).
- Money can also be borrowed for a long time (3 years onwards).
- Interest can be charged every week or every two weeks, every month or every year on the money you borrowed.

Reasons people borrow:

- To invest

- To respond to an emergency
- To consume




What are the responsibilities when borrowing?

- How did you feel when you lent something – anything – to someone that was not returned to you? What did you do?
- How did you feel when you failed to return something that you borrowed? What happened?
- When someone borrows something, what are their responsibilities as the borrower?
- What can happen if the borrower fails to meet their responsibilities as a borrower?

What is the difference between using your own money and using borrowed money?

Using own money	Using borrowed money
<ul style="list-style-type: none"> • Fewer obligations and responsibilities • No interest to pay 	<ul style="list-style-type: none"> • A loan comes with obligations for the borrower, including repayment with interest and, in some cases, group membership. • More access to more financial capital • A loan costs money

The most common sources of loans are summarized below.

Microfinance institution	Informal lender	Loans from friends and family
		
Bank		

What to know before borrowing?

- Why do you intend to get a loan (purpose)?
- The sources of income and/or savings you need to reimburse the loan.
- When you will get the loan?
- The amount of your reimbursement, including principal amount (initial loan amount), interest and fees;
 - Usually, interest is charged monthly as a percentage on the principle loan amount in the informal sector. Banks usually use annual interest. Make sure that you really understand what the interest rate is, not only in a percentage but also in monetary terms;
 - Loan processing fees as a percentage of the loan principle.
 - Mandatory credit life insurance.

- That from the investment made of the loan money, you will be able to both repay the loan and make a profit.
- Understand the repayment schedule and the grace period before the first repayment is due.

When you apply for a loan, the bank or MFI will demand several things from you before they consider giving you a loan. Some requirements could be:

- A valid ID card;
- Proof of residence (e.g. utility bill);
- Some form of collateral or compulsory savings.

Depending from whom you borrow, the service fee and interest you will have to pay will vary.

Let us have a closer look at how a bank provides a loan. After applying for the loan, a bank will give you a letter telling you it has agreed to give you the money you have asked for. The bank also shows when you must pay back the total amount of money.

The agricultural entrepreneur as the borrower and the bank know the payments of the loan, including service fee, interest and repayment of the principal, and when all the payments are to be made. This makes planning simple for all.

Example

John is a farmer from Katete district of Zambia. He needs ZMW 15,000 to buy improve seeds for his Tomato Gardern and soybeans (0.5 ha). He decides to go to the bank to borrow this money.

The bank agrees to give John the money, but tells him that he must pay back ZMW 19,500 in 12 months (at 30% interest rate)

The ZMW 15,000 John borrowed is the credit. John will have to pay an additional ZMW 4,500 as interest (30%) for the money he borrowed.

The 12 months is how long it will take until John has to pay back the money.

There are two common types of loans

- Business loans
- Personal loans

Business Loan

This loan is given to business men and women like farmers to make their business (farming) better or to increase the size of their business (farm increasing from 1 hectare to 2 hectare). Business loans are given to groups or to individuals. Examples of business loans are:

Agricultural Loan: E.g. a short-term loan that can be used to buy planting material, seeds, fertilizer, insecticides, and herbicides. Or a long-term loan that can be used to purchase agricultural implements

Expansion Loan: This loan helps farmers to increase their farming business by increasing the cropping area. Other loans offered by commercial banks, can be, to purchase a Commercial Farm, buy tractor and other farming equipment or implements.

Other investment loans: For other non-agriculture related businesses (expanding existing businesses e.g. groceries shops).

Personal Loan

This type of loan is not for business. It is rather used to buy things that are needed for the home like a solar system or to pay school fees.

Ways by which money can be borrowed

- The agricultural entrepreneur can borrow money as a single person (individual loan). In this case, the bank always asks for things like a building, a car or land to be put down, as collateral, before giving out the money. In case he/she is not able to pay back the loan, the bank can take possession of the collateral. If he/she pays the loan and the service fee back in time, the bank will be happy to serve him/her in the future.
- The agricultural entrepreneur can borrow money as a member of a group (Co-operative). The group can be a registered Farmers' Organization. If he/she pays back the loan and the service fee in time, the other group members will be happy to keep him/her in the group. If he/she does not pay back in time, the bank may require other members of his/her group to pay on his/her behalf or make it more complicated for other members of his/her group to borrow money.

The good agricultural entrepreneur pays back his/her loan plus the interest in the agreed time.

This way he/she can build a good relationship with the lender and make sure that next time he/she will get another loan at the same or maybe even better conditions!

Main Lessons

1. The good agricultural entrepreneur (man or woman) plans his/her expenditures and money entries all along the year to avoid shortages of money and unforeseen loans that are expensive.
2. To meet the needs of Money-In in deficit months, the good agricultural entrepreneur (male or female) makes savings with the surplus money from product sales. It takes discipline to do so.
3. Saving money with a bank or a micro-finance institution which is close by has the advantage that money is safe. Another advantage is that one is obliged to plan for expenses before withdrawing money.
4. To know which bank account to open and use, the agricultural entrepreneur inquires the conditions and associated cost.
5. There are different types of savings that offer various benefits. Banks and institutions of micro-finance provide information and advice to inform their customers.
6. There are different types of loans. The good agricultural entrepreneur looks at the various options and chooses the type of loan with convenient service fees and conditions for reimbursement
7. The good agricultural entrepreneur (male or female) takes a loan only when he/she is sure to be able to repay on time. For this reason,

he/she plans the investments and expenditures required. The Gross Margin and the Financial Calendar are the appropriate tools for this planning.





8. Once a loan is received, the good agricultural entrepreneur (male or female) sticks to the objective of the investment. Otherwise, the agricultural entrepreneur is likely to have repayment problems.

Module 9 Earning more Money by Investing in Good Quality Seed

We have seen that you can make money with farming through good planning, improved techniques, quality inputs (seeds, plant nutrients), good agronomic practices and improved post-harvest management (drying, storage, marketing). Besides, an understanding of the basic calculations that help us make good decisions, including financial literacy and entrepreneurship, that has been covered extensively throughout the module.

Let us now see the issue of using good quality seed.

1. Good quality seed influences the yield of soybean and tomato.

What is good quality seed? What is your experience?	What are the benefits from quality seeds?
Good quality seed is clean! No stones, sand, debris, nor seeds of weed nor seeds of other crops.	Using such seed saves work because there are less weeds. 
Free from mechanical damages. Possession of good shape, size, colour, etc. according to specification of variety.	Such seed germinates well. 
Good quality seeds have been stored well and treated well.	Such seed germinates well.
Good quality seeds have an optimum moisture content of: Cereals: 10-12 %, Oilseeds: 6-7 %, tomato 10-11 %	They can be stored for a long time and still germinate well.
Good quality seeds are less infested by pests and diseases.	Such seed saves money less because less pesticide is needed. 
Good quality seeds germinate fast and uniform.	Less seed is needed. Less weeding is needed.
Good quality seed is perfectly adopted to the climatic conditions.	The crops are less stressed and achieve higher yields. 
Desired genetic make-up (from high yielding, early maturing and disease tolerance plants).	Yield prediction is very easy. High profit per unit area.

2. What yield trend do you observe when using own seeds? What yield trend do you observe when using quality seeds?

Good quality seeds can contribute about 20-25 % increase in yield.

The plant population is more uniform, and maturity is more equal and therefore easier to manage.

3. What are the possibilities to get quality seed?

The farmers have the following options to choose from:

- **Self-production:** This is when the farmers raise their own new generation seeds
- **Purchase:** Buy new generation seed from reputable seed producers and agrodealers, who follow the commercial production process.

10 rules for a successful self-production of quality grain and oil seeds.

1. Choice of good plot with fertile, well-drained loamy soil texture.
2. Prepare the field by ploughing, harrowing and ridging.
3. Source good, high quality seed from the plots that have produced the highest yields, other farmers or reputable seed producers.
4. Crop rotation and sowing of pure stands (no crop association).
5. Apply Good Agricultural Practices.
6. Careful weeding is important to minimize the contamination of the seed with weed seed.
7. Observe seed production plot and take out infested plants.
8. Threshing should be done carefully to avoid mechanical damage on the seed.
9. Seeds can be coated with pesticides and fungicides for a better protection. Post-harvest pesticides should also be applied on storage bags.
10. Store the seed in a clean, dry and proper room.

Purchase of new generation seed from reputable producers

The seed that reaches the farmers must be of the best quality possible.

What does that mean?

- The seed must correspond to what is written on the label
- The seed must meet the optimum agro-ecological conditions under the specific farming zone or region
- The seed must be of a good varietal purity and have a good germination rate.
- The seed quality must meet the certification standards
- Evidence of the producer having been supervised all through the multiplication process for the safeguard of the genetic purity, and
- The germination must have been checked before sale to farmers
- The supplier must be traceable (through lot number, physical address and contact telephone)

Main lessons

1. The good entrepreneur (man or woman) knows that quality seeds result in the more yields.
2. The Agricultural entrepreneur (man or woman) prepares for using new seeds
3. The good agricultural entrepreneur (man or woman) uses only registered or certified seeds from reputable seeds suppliers of improved varieties.
4. The good agricultural entrepreneur (man or woman) knows where he or she can purchase quality seed.

Module 10 Benefits from membership in farmer organizations

- What is the use of being in a farmer organization?
- What are the problems and risks of an organization that you know?
- How do you avoid these problems?
- What is your conclusion?

How can one know if a farmer organization works well?

▷ Existence of the group

- Members pay of annual contributions without pressure
- Members accept the costs (deductions on sales) without complaining

▷ Operation of the group

- Existence of Rules
- Existence of rules on the control of accounts
- Regular Production and presentation of reports
- The evolution of group activities (tonnage production, sales volumes of expenditure group purchasing of inputs) is positive

In the next section we will look at the advantages of being a member of a farmer organization.

Exercise 1 – Group Purchase of Inputs

Group purchase of inputs can help to negotiate lower prices as larger quantities are bought.





As an example, we assume that inputs can be purchased at a 10% discount through purchases as a group.

Let us see how much the benefit is for one group member, if all required inputs (seed, herbicide, fertilizer, pesticides, bags, etc.) are purchased as a group at lower price. Services such as land preparation, transport from field to house and to market is not to be included.

Calculation of benefit from group purchase of inputs – improved farming techniques

Module 10 Exercise Sheet Group sales




Let's calculate the additional profits obtained through group sales – in the case of improved farm production

		 Improved breed (Village Chickens)		 Improved variety (soya) with inoculant		 Improved variety Tomato with Fertilizer	
	Unit	Individual Sale	Group Sale 10 % price increase	Individual Sale	Group Sale 10 % price increase	Individual Sale	Group Sale 10 % price increase
Surface Area	Ha/flock size	100	100	0.25	0.25	0.25	0.25
1. Money-In							
	ZMW	7,840	8,624	3,300	3,630	10,500	11,550
Production	Kg	98	98	600	600	1,500	1,500
Price	ZMW/kg/Bird	80	88	5.5	6.05	7	7.70
3. Benefit of group sale	ZMW	0	784	0	330	0	1,050
Total Benefit of group sales						ZMW 2,164	

Module 10: Exercise Sheet

Calculation of the profit of group purchase of Inputs – in the case of Improved farming techniques

Inputs can be provided less 10% less expensive through grouped purchase

		 Improved Breed(village chickens)	 Improved variety soya with inoculant	 Improved variety Tomato with fertiliser			
	Unit	Individual input purchase	Group input purchase with 10% Discount	Individual input purchase	Group input purchase with 10% Discount	Individual input purchase	Group input purchase with 10% Discount
Surface Area/number of Birds	Ha/Flock	100	100	0.25	0.25	0.25	0.25
Cost of Inputs	ZMW	2,720	2,448	935	841.50	900	810
Profit of group purchase	ZMW	0	272	0	93.50	0	90

Total Benefit of group purchase of inputs	ZMW 455.50
--	-------------------

Total Benefit of group business	ZMW 2,619.50
--	---------------------

What lessons can you learn from these examples?

Main Lessons




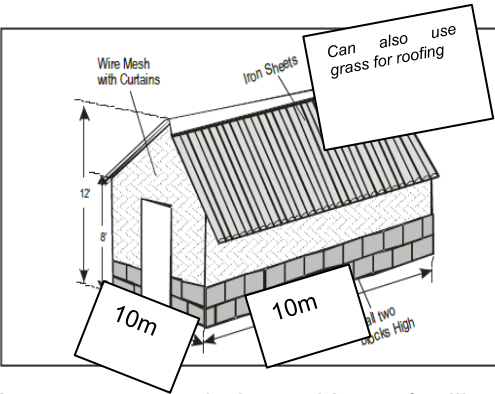

1. Agricultural entrepreneurs (men or women) form groups or associations to do things they are not able to do alone.
2. Groups or associations of agricultural entrepreneurs (men or women) have a common business objective. To achieve their common goal, the members learn together, from each other and support each other.
3. For service providers, it is easier and cheaper to work with farmer groups or associations than with individuals. A group of agricultural entrepreneurs (men or women) can more easily seek financial services or information on production techniques from extension.
4. For input suppliers, it is easier and cheaper to work with farmer groups or associations than with individuals. A group of agricultural entrepreneurs (men or women) can organize grouped purchases of agricultural inputs and can better prices from the input supplier.
5. For buyers of agricultural products, it is easier and cheaper to work with farmer groups or associations than with individuals. A group of agricultural entrepreneurs (men or women) can organize grouped sales of agricultural products like potato. The group can get better prices from the buyer – if the quality of the product is correct.
6. Associations or groups of agricultural entrepreneurs that function well have clear rules that are respected. When the rules are broken by members, sanctions are applied.
7. Good leaders of farmer associations play their role to improve the business of all members.
8. Agricultural entrepreneurs (men or women) that are members of well-functioning associations or groups do better business.
9. Agricultural Entrepreneurs that are doing better business with the support of their association pay their membership fees without reluctance.

Module 11 More money with Good Agricultural Practices (GAP)

Any Farmer must realise that productivity, good quality produce comes from a combination of production factors that include:

- Weather pattern
- Soil and environmental management
- Access to quality and affordable Inputs and better market with good prices
- Farming practices applied

Any of the above factor cannot singly manage to improve the productivity and produce quality but rather a combination of all the above. But one of the areas where a farmer can invest is the farming practices being applied by adopting Good Agricultural Practices (GAP) that adapt to the current climatic changes. Some of the general Good Agricultural Practices (GAP) are listed below:

 <p>Poultry – Village Chicken</p>	 <p>Soybeans</p>	 <p>Tomato</p>
<ul style="list-style-type: none"> Construction of clean and appropriate livestock housing.  <ul style="list-style-type: none"> Use recommended stocking of village chicken in the poultry house – 100 chickens in a 100m² (10m x 10m) using the semi-intensive system. 	 <ul style="list-style-type: none"> Plan for seed to be planted – use of certified seeds such as Kafue, an early maturity variety – 3 months to maturity 	<ul style="list-style-type: none"> Use of certified seeds which are early maturity variety and long harvest days such as Tengeru – matures at 3 months and picking can last up to another 3 months and can have two cycles per year Use of conservation agriculture practices when preparing in the main field – planting basins or ripping

- Good selection of breed such as **SASSO improved local chicken which mature at 4 months and can have two cycles per year**
- Supplement of adequate feed and clean water – 50kgs bags mixture of maize bran and sunflower cake for 100 chickens per week (mixture of 35kgs maize bran to 15kgs of sunflower cake)
- Keep surrounding and inside the poultry house clean and dry by regular removal of chicken manure (at least twice per week) and replacing with dry wood shavings to reduce outbreak of diseases.



- Adherence to vaccination programme to reduce outbreak of diseases – follow a recommended timeline of vaccination (Newcastle at 2 weeks and 12 weeks, fowl pox at 3 weeks and 13 weeks, gumboro at 5 weeks and 15 weeks)

- Use Inoculant to stimulate nodulation in soybeans – 1kgs of inoculant per 25kgs of seed to be planted at 11ma
- Select the field which has good soil fertility and good drainage
- Use of Conservation Agriculture practices – ripping during land preparation, crop rotation, retention of residual in the field after harvest.




- Planting a recommended spacing of 45cms inter row spacing and 15cm intra-spacing.
- scout for pests and diseases before applying chemicals and use only herbal insecticides and pesticides such as neem tree chemicals in the picture below and **try to avoid the use of artificial chemicals.** They can be harmful for human beings and the environment.



- Timely weeding possibly before planting using organic herbicide



- Apply manure in rip lines or basins two weeks before planting
- Planting a recommended spacing of 45cms inter row spacing and 15cm intra-spacing
- scout for pests and diseases before applying chemicals and use only herbal insecticides and pesticides such as neem tree chemicals in the picture below and **try to avoid the use of artificial chemicals.** They can be harmful for human beings and the environment.
- During harvesting, only pick ripe tomatoes and pack in well ventilated boxes



Module 12 Becoming an entrepreneur in Practice

The work templates have been presented to you in this session.

- What have you learned?
- What will you change?
- After this training what will you do to become an agricultural entrepreneur in practice?
- What do you need to succeed and do good business?



Register your name with the FBS group Leader and choose the value chain you will start to produce



Use the templates handbook given to periodically enter information on:

- Plan production**
- Record Money-Out and Money-In**
- Calculate whether you make Profit or Loss**
- Plan expenditure and income from sales and**
- Control the reimbursement of loans**

Published by Deutsche Gesellschaft für Internationale Zusammenarbeit (GIZ) GmbH
Registered offices
Bonn and Eschborn, Germany

Food and Nutrition Security, Enhanced Resilience (FANSER) - Zambia

Authors Annemarie Matthes, Melanie Hinderer, Anderson Phiri

Layout Melanie. Hinderer

Illustration Thulason Mtonga, Gerald Kachali

As at November, 2020

GIZ is responsible for the content of this publication

Contacts in Zambia

GIZ- Food and Nutrition Security, Enhanced Resilience
(FANSER), Lusaka

Mr. Moritz Heldmann @ moritz.heldmann@giz.de

Ms. Julia Kirya @ julia.kirya@giz.de
